

West Plains Schools Board of Education
Regular Session Meeting
5:00 P.M. January 21, 2020
West Plains High School Library

AGENDA

- I. CALL TO ORDER**
- II. ROLL CALL**
- III. OPEN SESSION – for a motion to go into closed session**
- IV. CLOSED (EXECUTIVE) SESSION**
 - A. Adjournment to Closed Executive Session**
 - 1. Pursuant to Section 610.021.1 Legal Matters
 - 2. Pursuant to Section 610.021.3 Personnel Matters
 - 3. Pursuant to Section 610.021.6 Student Matters
 - B. Adjournment from Closed Executive Session**
- V. CALL TO ORDER – The regular Session of the School Board meeting will be called to order at 5:45 P.M.**
- VI. PLEDGE OF ALLEGIANCE**
- VII. ROLL CALL AND ESTABLISHMENT OF QUORUM**
- VIII. ACADEMIC AND ART SPOTLIGHT**
- IX. APPROVAL OF AGENDA**
- X. CONSENT AGENDA - Items considered routine in nature to be voted on in one motion to conserve time. If discussion is desired, that item will be removed from the Consent Agenda and will become the first item under the Regular Agenda**
 - A. Approval of Minutes from Meeting December 17, 2019**
 - B. Payment of Bills**
 - C. Monthly Finance Report**
 - D. Program Evaluations: Special Education, Science, A+**
 - E. Approval Request for resignations**
 - F. Approval will be requested for the employment of individuals as recommended by the Superintendent of Schools: Substitutes list, Certified Teachers**
- XI. REGULAR AGENDA**
 - A. Previous Business for Approval, Discussion or Information Only**
 - 1. Academic Update
 - 2. Board Candidate Filing Dates (December 17, 2019 – January 21, 2020)
 - 3. Approval of Penmac for Outsourcing Procurement of Substitutes
 - 4. Board Workshop, February 1, 2020
 - 5. Belcher Scholarship Applications
 - B. New Business for Approval, Discussion or Information Only**
 - 1. Capital Improvements Update
 - 2. Announcement of High School Principal
 - 3. Superintendent’s Report
- XII. ADJOURNMENT**
- XIII. ADJOURN TO ADDITIONAL CLOSED (EXECUTIVE) SESSION – this session is reserved to complete any unfinished business from the closed (executive) session from the beginning of the meeting.**
- XIV. ADJOURNMENT - Next Board Meeting Scheduled for February 18, 2020 at 5:00 P.M., High School Library.**

**West Plains R-7 Board of Education
Regular Session Meeting
5:00 P.M. December 17, 2019
West Plains High School Library
Minutes**

- I. **CALL TO ORDER:** Jim Thompson called the meeting to order at 5:00 p.m.
- II. **ROLL CALL:** Board members present: Jim Thompson, Cindy Tyree, Sam Riggs, Brian Mitchell, Lee Freeman and Christena Coleman. **ABSENT:** Christena Coleman. Also in attendance: Superintendent Dr. Lori Wilson, Assistant Superintendent Dr. Luke Boyer and Dr. Julie Williams, Director of Human Resources Dr. Wes Davis and Director of Special Education Dr. Amy Ross.
- III. **MOVE TO CLOSED (EXECUTIVE) SESSION**
Mrs. Tyree made a motion to move into Closed Session to discuss items related to Legal Matters Pursuant to Section 610.021.1, Personnel Matters Pursuant to Section 610.021.3 and Student Matters Pursuant to Section 610.021.6. The motion was seconded by Mr. Riggs and voted as follows: AYE: Jim Thompson, Cindy Tyree, Sam Riggs, Brian Mitchell, Lee Freeman and Christena Coleman NAY: None.
- IV. **RETURN TO OPEN SESSION.** Jim Thompson called the meeting to order at 6:07 p.m.
- V. **PLEDGE OF ALLEGIANCE:** The Pledge of Allegiance was led by Board President Jim Thompson.
- VI. **ROLL CALL:** Board members present: Jim Thompson, Cindy Tyree, Sam Riggs, Brian Mitchell, Lee Freeman and Christena Coleman. **ABSENT:** Courtney Beykirch. Also in attendance: Superintendent Dr. Lori Wilson, Assistant Superintendents Dr. Luke Boyer and Dr. Julie Thompson, Director of Human Resources Dr. Wes Davis and Director of Special Education Dr. Amy Ross.
- VII. **ACADEMIC AND ART SPOTLIGHT – Elementary (academic)**
There was not academic and art spotlight presented this month.
- VIII. **APPROVAL OF AGENDA.** Mr. Thompson added an agenda item #1 under New Business – Surplus Printer. Mr. Riggs made a motion to approve the agenda as amended. The motion was seconded by Mr. Freeman and voted as follows: AYE: Jim Thompson, Cindy Tyree, Sam Riggs, Brian Mitchell, Lee Freeman and Christena. Coleman. NAY: None. ABSTAIN: None.
- IX. **CONSENT AGENDA** - (Items considered routine in nature to be voted on in one motion to conserve time. If discussion is desired, that item will be removed from the Consent Agenda and will become the first item under the Regular Agenda
 - A. Approval of Minutes from November 19, 2019 Board Meeting
 - B. Payment of Bills
 - C. Monthly Finance Report
 - D. Program Evaluations: Foreign Language/ELA, Communication
 - E. Approval Request for Resignations (Requiring Board Action)

- | | |
|-----------------|-------------------------------------|
| ○ Mary Mulford | SF Music/Title Teacher (Retirement) |
| ○ Angela Kinder | WPHS Science (End of School Year) |

Approval Request for Resignations (No Board Action Required – Informational Only)

- Taylor Quarti SPED Paraprofessional – 12/20/2019
- Ekaterina Coleman Foreign Language Para - 01/17/2020
- Bill Martin Bus Driver (Retirement – End of School Yr)

F. Approval Request for the **employment of individuals** as recommended by the Superintendent of Schools for **2020-21 School Year**.

- Ryan Smith WPHS Math
- Brett Henry SCCC Carpentry
- Sherri Howell Special Education Teacher
- Lauren Atkins Special Education Teacher

Approval Request for the **employment of individuals** as recommended by the Superintendent of Schools for **2019-20 School Year**.

- Anatasia Catron SPED Paraprofessional
- Brynn Sherman SPED Paraprofessional
- Valecity Enlow Custodian

Transfer 2019-20 School Year

- Cass Johnson – Para SPED to Online Foreign Language Para
- **Substitute Teachers:**
 - Susan Schrader
 - Abigail Bales
 - Melissa Tomovick
 - Michael Mill
 - Jessica Kershener

Substitute Drivers:

- Keith Denton

Substitute Secretary:

- None at this time

Substitute Custodians:

- None at this time

Substitute Nurse:

- None at this time

Mr. Mitchell made a motion to approve the Consent Agenda. The motion was seconded by Mrs. Coleman and voted as follows: AYE: Jim Thompson, Cindy Tyree, Sam Riggs, Brian Mitchell, Lee Freeman and Christena Coleman. NAY: None.

X. REGULAR AGENDA

A. Previous Business for Approval, Discussion or Information Only

1. Academic Update

Took group of MS teachers to National Writing Conference in Chicago. Currently working on curriculum alignment for ELA and will work on Math during the summer.

2. Board Candidate Filing Dates, Dec 17, 2019 – Jan 21, 2020

Reminder of there are three 3-year term seats open: Lee Freeman, Courtney Beykirch and Christena Coleman. Filing opened today and Mr. Freeman and Mrs. Coleman have signed as candidates for a new term.

B. New Business for Approval, Discussion or Information Only

1. Surplus Printer

Mrs. Tyree made a motion to surplus a 54” printer purchased with local dollars. The motion was seconded by Mr. Mitchell and voted as follows: AYE: Jim Thompson, Cindy Tyree, Sam Riggs, Brian Mitchell, Lee Freeman and Christena Coleman. NAY: None.

2. Discussion of Outsourcing the Hiring of Substitutes

Tanya West, Matt Owens and Greg Poppitz from Penmac discussed the possibility of a substitute teacher recruitment and placement program.

3. Approval of 2020-21 School Calendar

Mr. Riggs made a motion to approve the 2020-2020 School Calendar. Note: Still working on dates and facilities for graduation). The motion was seconded by Mrs. Tyree and voted as follows: AYE: Jim Thompson, Cindy Tyree, Sam Riggs, Brian Mitchell, Lee Freeman and Christena Coleman. NAY: None.

4. Designation of Foster Care Liaison

Mrs. Tyree made a motion to designate Dr. Amy Ross as Foster Care liaison for 2020-2021. The motion was seconded by Mr. Mitchell and voted as follows: AYE: Jim Thompson, Cindy Tyree, Sam Riggs, Brian Mitchell, Lee Freeman and Christena Coleman. NAY: None.

5. Capital Improvements Update

CTS is close to completing the windows/roofing project in the district. A meeting is scheduled with CTS about the press box.

6. Annual Liability Insurance Renewal

Mrs. Tyree made a motion to accept the Missouri United School Insurance Council (MUSIC) insurance coverage for 2020 in the amount of \$320,817. (Details below). The motion was seconded by Mr. Mitchell and voted as follows: AYE: Jim Thompson, Cindy Tyree, Sam Riggs, Brian Mitchell, Lee Freeman and Christena Coleman. NAY: None. ABSTAIN: None.

Property & Equipment Breakdown	\$107,630
General Liability	\$ 90,410
Buses	\$ 15,264
School Board Liability	\$ 17,221
Worker's Compensation	
Bus Drivers	\$ 20,740
Professional/Clerical	\$ 66,637
All Other	\$ 30,712
Treasurer's Bond	\$ 100
TOTAL ASSESSMENT	\$348,714
Membership Credit (8.0%)	(\$27,897)
Amount Due after Credit Applied	\$320,817

7. Superintendent's Report

XI. ADJOURNMENT

At 6:55 p.m. Mr. Riggs made a motion to Adjourn. The motion was seconded by Mr. Freeman and voted as follows: AYE:

“Excellence in Education, Service, Life.”

Jim Thompson, Cindy Tyree, Sam Riggs, Brian Mitchell, Lee Freeman and Christena Coleman. NAY: None.

Jimmy E. Thompson, President

Linda Y. Collins, Secretary

Next Board Meeting Scheduled January 21, 2020 at 5:00 P.M, High School Library

WEST PLAINS R-VII SCHOOL DISTRICT
ACCOUNTS PAYABLE CHECK REGISTER SUMMARY LISTING

CHECKS ISSUED FOR BOARD APPROVAL

<u>Vendor ID</u>	<u>Vendor Name</u>	<u>Invoice Description</u>	<u>Check #</u>	<u>Check Date</u>	<u>Amount</u>
003072	CALVIN HARRIS	bbb jv/v offic rogersville 12/20	6369	12/19/2019	\$120.00
005154	CHANCE WALLESEN	bbb jv/v offic rogersville 12/20	6370	12/19/2019	\$214.40
004719	DAVID GUNTER	bbb jv/v offic rogersville 12/20	6371	12/19/2019	\$120.00
008033	BARTLETT MOVING SERVICES, LLC	MOVING ITEMS FOR CHOIR TO CIVIC CENTER	6372	12/19/2019	\$605.00
007043	CLAMPITT PAPER CO.	PRINTER INK	6373	12/19/2019	\$480.00
000438	DOMINOS PIZZA OF WEST PLAINS	BAND CONCESSION PIZZA	6374	12/19/2019	\$15.42
000438	DOMINOS PIZZA OF WEST PLAINS	BAND CONCESSION PIZZA	6374	12/19/2019	\$26.46
000438	DOMINOS PIZZA OF WEST PLAINS	BAND CONCESSION PIZZA	6374	12/19/2019	\$34.96
000438	DOMINOS PIZZA OF WEST PLAINS	BAND CONCESSION PIZZA	6374	12/19/2019	\$15.40
000438	DOMINOS PIZZA OF WEST PLAINS	BAND CONCESSION PIZZA	6374	12/19/2019	\$26.46
008034	GALEN HOLDEN	HS BETA CLUB DONATION TO KIARA HOLDEN	6375	12/19/2019	\$150.00
000706	HORN PLUMBING	BRIDGES/GLUE, SUPPLIES	6376	12/19/2019	\$43.75
007982	INDIAN CREEK MATERIALS LLC	BRIDGES/STADIUM 1" BASE ROCK, 1" ROAD ROCK	6377	12/19/2019	\$393.60
007982	INDIAN CREEK MATERIALS LLC	BRIDGES/1" BASE ROCK 17.720 TON	6377	12/19/2019	\$141.76
003118	JOAN DIETRICH	REIMBURSEMENTS JAG WASHINGTON DC	6378	12/19/2019	\$428.94
007947	MDHEWD	REFUND EXCESS A+ FUNDS/TIFFANY MCKEE	6380	12/19/2019	\$341.21
000952	MEEKS	BRIDGES/CONCRETE PAD SUPPLIES	6381	12/19/2019	\$13.77
000952	MEEKS	BRIDGES/HANDICAP RAMP SUPPLIES	6381	12/19/2019	\$10.38
000952	MEEKS	BRIDGES/SHELVING	6381	12/19/2019	\$83.38
000952	MEEKS	BRIDGES/RAMP SUPPLIES	6381	12/19/2019	\$56.93
000952	MEEKS	BRIDGES/RAMP YELLOWPINE	6381	12/19/2019	\$37.38
000952	MEEKS	BRIDGES/RAMP REMESH WIRE	6381	12/19/2019	\$123.95
000952	MEEKS	BRIDGES/RAMP YELLOWPINE RETURNED	6381	12/19/2019	(\$38.79)
000952	MEEKS	BRIDGES/WHITEPINE, OSB	6381	12/19/2019	\$175.01
000952	MEEKS	BRIDGES/WHITEPINE, MASKING TAPE	6381	12/19/2019	\$119.87
007960	NETWATCH	EASTWING DOOR ACCESS, CONTROL	6382	12/19/2019	\$7,752.22
002384	NEWBERRY AUTO SALES	MAINT/GAL PIPE	6383	12/19/2019	\$61.60
004020	R.P.LUMBER CO.,INC.	POLYSTYRENE	6384	12/19/2019	\$19.37
004020	R.P.LUMBER CO.,INC.	BRIDGES/ASPHALT EXP. JOINT, SEALANT	6384	12/19/2019	\$17.46

WEST PLAINS R-VII SCHOOL DISTRICT
ACCOUNTS PAYABLE CHECK REGISTER SUMMARY LISTING

CHECKS ISSUED FOR BOARD APPROVAL

<u>Vendor ID</u>	<u>Vendor Name</u>	<u>Invoice Description</u>	<u>Check #</u>	<u>Check Date</u>	<u>Amount</u>
005286	RENTAL SUPPLY - WEST PLAINS	BRIDGES/HANDICAP RAMP WALKBEHIND RENTAL	6385	12/19/2019	\$38.00
005286	RENTAL SUPPLY - WEST PLAINS	BRIDGES/RAMP WALKBEHIND UNIT RENTAL	6385	12/19/2019	\$38.00
007850	SARAH ELROD	REIMBURSEMENT/FFA CONVENTION	6386	12/19/2019	\$24.27
001327	SHERWIN WILLIAMS	BRIDGES/RELAXED KHAKI	6387	12/19/2019	\$389.70
001327	SHERWIN WILLIAMS	BRIDGES/PRIMER	6387	12/19/2019	\$188.90
001412	STEWART-MORRISON REDIMIX	BRIDGES/RAMP	6388	12/19/2019	\$590.00
001524	WEST PLAINS PROPANE INC.	ROAD DIESEL 7245.00 @ \$2.05200	6389	12/19/2019	\$16,098.39
002997	KODDY FREDRICK	ms gbb offic willow 12/17	6390	12/19/2019	\$90.00
007487	LYNDY ARY	ms gbb offic willow 12/17	6391	12/19/2019	\$110.00
001032	MONETT HIGH SCHOOL	gswim entry fee monett 12/21	6392	12/19/2019	\$150.00
008031	NATHAN SANDERS	ms bbb offic mtn grove 12/19	6393	12/19/2019	\$116.40
004995	CAPE CENTRAL HIGH SCHOOL	girls jv wrestling entry fee cape 12/30	6394	12/19/2019	\$200.00
001394	ST. CLAIR HIGH SCHOOL	girls wrestling entry fee st clair 1/24	6395	12/19/2019	\$200.00
003856	CLAYTON MCCLELLAN	bbb jv/9th offic marshfield 1/3	6399	01/02/2020	\$120.80
004719	DAVID GUNTER	bbb jv/v offic central 1/10	6400	01/02/2020	\$196.00
000473	EDDIE DUGGER	bbb jv/v offic central 1/10	6401	01/02/2020	\$120.00
003075	EDWARD MONJE	bbb varsity offic marshfield 1/3	6402	01/02/2020	\$80.00
002576	ERNEST GRAYER, JR.	bbb varsity offic marshfield 1/3	6403	01/02/2020	\$80.00
000762	JAY TOWELL	bbb 9th offic central 1/10	6404	01/02/2020	\$60.00
002423	JOHN AKERS	bbb jv/v offic central 1/10	6405	01/02/2020	\$120.00
003828	LEE BRAZEAL	bbb jv/9th offic marshfield 1/3	6406	01/02/2020	\$120.00
007487	LYNDY ARY	bbb 9th offic central 1/10	6407	01/02/2020	\$80.00
007487	LYNDY ARY	bbb jv/9th offic marshfield 1/3	6408	01/02/2020	\$120.00
002544	WILLIAM MARSHALL	bbb varsity offic marshfield 1/3	6409	01/02/2020	\$172.80
003856	CLAYTON MCCLELLAN	gbb 9th offic nixa 1/9	6410	01/02/2020	\$80.80
002576	ERNEST GRAYER, JR.	gbb jv/v offic nixa 1/9	6411	01/02/2020	\$120.00
000758	JAMES HOWSER	gbb jv/v offic poplar bluff 1/4	6412	01/02/2020	\$120.00
002997	KODDY FREDRICK	gbb 9th offic marshfield 1/4	6413	01/02/2020	\$60.00
003828	LEE BRAZEAL	gbb 9th offic marshfield 1/4	6414	01/02/2020	\$80.00

WEST PLAINS R-VII SCHOOL DISTRICT
ACCOUNTS PAYABLE CHECK REGISTER SUMMARY LISTING

CHECKS ISSUED FOR BOARD APPROVAL

<u>Vendor ID</u>	<u>Vendor Name</u>	<u>Invoice Description</u>	<u>Check #</u>	<u>Check Date</u>	<u>Amount</u>
003828	LEE BRAZEAL	gbb 9th offic nixa 1/9	6415	01/02/2020	\$60.00
003668	MERLYN JOHNSON	gbb jv/v offic nixa 1/9	6416	01/02/2020	\$212.80
005121	MIKE DENBOW	gbb jv/v offic poplar bluff 1/4	6417	01/02/2020	\$120.00
005078	PATRICK YOUMANS	gbb jv/v offic poplar bluff 1/4	6418	01/02/2020	\$202.40
002544	WILLIAM MARSHALL	gbb jv/v offic nixa 1/9	6419	01/02/2020	\$120.00
002421	RODNEY NOEL	gswim offic seymour 1/7	6420	01/02/2020	\$115.00
002576	ERNEST GRAYER, JR.	bbb jv/v offic branson 1/24	6433	01/06/2020	\$120.00
003828	LEE BRAZEAL	bbb 9th offic branson 1/24	6434	01/06/2020	\$70.00
007487	LYNDY ARY	bbb 9th offic branson 1/24	6435	01/06/2020	\$70.00
003668	MERLYN JOHNSON	bbb jv/v offic branson 1/24	6436	01/06/2020	\$120.00
002544	WILLIAM MARSHALL	bbb jv/v offic branson 1/24	6437	01/06/2020	\$212.80
008041	ANGEL KILLIAN	gbb jv/v offic glendale 1/16	6438	01/06/2020	\$120.00
003072	CALVIN HARRIS	gbb jv/v offic glendale 1/16	6439	01/06/2020	\$212.80
000393	DANA WILLIAMS	gbb jv/v offic glendale 1/16	6440	01/06/2020	\$120.00
004489	DANNY DURKEE	gbb 9th offic glendale 1/16	6441	01/06/2020	\$60.00
000762	JAY TOWELL	gbb 9th offic glendale 1/16	6442	01/06/2020	\$60.00
008011	MICHAEL FRIEDMAN	gswim offic seymour 1/7	6443	01/06/2020	\$132.20
008039	OAK PARK HIGH SCHOOL	gswim entry fee kc classic 1/10	6444	01/06/2020	\$250.00
005182	CARY STEWART CONSTRUCTION,LLC	SF WATER LEAK/3 HRS BACKHOE	6445	01/06/2020	\$270.00
002707	COMMUNITY FIRST BANKING CO.	LOAN #7072880 SCH BUS PURCH LSE JULY 8, 2014	6446	01/06/2020	\$56,350.32
003323	HILAND DAIRY	NOV STMT WT RM MILK	6447	01/06/2020	\$50.09
003323	HILAND DAIRY	CORRECTED INVOICE BALANCE DUE	6447	01/06/2020	\$4.24
003323	HILAND DAIRY	DEC STMNT WT RM MILK	6447	01/06/2020	\$50.74
003323	HILAND DAIRY	NOV STMNT WT RM MILK	6447	01/06/2020	\$39.97
000757	JACKSON EAGLE PEST MANAGEMENT LLC	HS MONTHLY PEST CONTROL	6448	01/06/2020	\$30.00
000810	JUSTIN FRAZIER	BOYS SOCCER/16% BASE STIPEND	6449	01/06/2020	\$4,920.00
005976	RYAN T SMITH	NOVEMBER GWIM MILEAGE 11/12/19-11/27/19	6450	01/06/2020	\$110.00
005976	RYAN T SMITH	NOVEMBER BSWIM MILEAGE 11/01/19-11/13/19	6450	01/06/2020	\$150.00
003415	SUPREME SEALCOATING	PATCHING AT HS (CTS WILL REIMBURSE)	6451	01/06/2020	\$576.00

WEST PLAINS R-VII SCHOOL DISTRICT
ACCOUNTS PAYABLE CHECK REGISTER SUMMARY LISTING

CHECKS ISSUED FOR BOARD APPROVAL

<u>Vendor ID</u>	<u>Vendor Name</u>	<u>Invoice Description</u>	<u>Check #</u>	<u>Check Date</u>	<u>Amount</u>
007523	ADOBE INC	Creative Cloud/Band	6455	01/09/2020	\$359.88
005189	ALDI INC.	CATERING-CR CHEESE, CRESCENT RLS, HSHB, SAUS	6455	01/09/2020	\$61.95
005189	ALDI INC.	CULINARY CLASS-WHIP CRM, BLK BEANS, ONION	6455	01/09/2020	\$25.56
005189	ALDI INC.	CULINARY CLASS-SOUR CREAM & CHEDDAR	6455	01/09/2020	\$27.66
006235	ALLSTAR LOGO, INC.	Add'l Christmas Blankets	6455	01/09/2020	\$174.85
000008	AMAZON	MINI PLUG/LANA	6455	01/09/2020	\$8.99
000008	AMAZON	YXMY WOOD,LARGE KEY, LANA	6455	01/09/2020	\$67.98
000008	AMAZON	Band Supplies	6455	01/09/2020	\$96.57
000008	AMAZON	Band Supplies	6455	01/09/2020	\$92.71
000008	AMAZON	Band Supplies	6455	01/09/2020	\$57.00
000008	AMAZON	Library Books	6455	01/09/2020	\$122.31
000008	AMAZON	Library Books	6455	01/09/2020	\$239.03
000008	AMAZON	Band Supplies	6455	01/09/2020	\$70.50
000008	AMAZON	JUMANJI/NORA TRIPLETT	6455	01/09/2020	\$12.29
000008	AMAZON	UPSIDE DOWN BOOK/LANA	6455	01/09/2020	\$10.35
000008	AMAZON	CHARGED TO WRONG CARD/LANA	6455	01/09/2020	\$4.49
000008	AMAZON	COMMAND MOUNTING STRIPS	6455	01/09/2020	\$11.37
000008	AMAZON	2 SETS OF DUAL RINGS/LANA	6455	01/09/2020	\$26.97
000008	AMAZON	wrestling pins	6455	01/09/2020	\$354.39
000008	AMAZON	SANTA SACKS	6455	01/09/2020	\$21.52
000008	AMAZON	DESK ORGANIZER/STAPLER/TAPE DISPENSER/PEN	6455	01/09/2020	\$33.51
000008	AMAZON	SUNSHINE - WILLOW TREE ANGEL (WILLARD)	6455	01/09/2020	\$21.95
000008	AMAZON	SKEETERS - BOOK BINS	6455	01/09/2020	\$85.88
000008	AMAZON	Library Books	6455	01/09/2020	\$73.99
000008	AMAZON	Books for the Library	6455	01/09/2020	\$39.16
000008	AMAZON	CARTER - LIBRARY BOOK: A CHRISTMAS CAROL	6455	01/09/2020	\$14.93
000008	AMAZON	LIBRARY BOOK: IT'S CHRISTMAS	6455	01/09/2020	\$9.99
000008	AMAZON	CANCINO/PARRISH - CLASSROOM SUPPLIES	6455	01/09/2020	\$69.12
000008	AMAZON	wrestling hair covers	6455	01/09/2020	\$174.06

WEST PLAINS R-VII SCHOOL DISTRICT
ACCOUNTS PAYABLE CHECK REGISTER SUMMARY LISTING

CHECKS ISSUED FOR BOARD APPROVAL

<u>Vendor ID</u>	<u>Vendor Name</u>	<u>Invoice Description</u>	<u>Check #</u>	<u>Check Date</u>	<u>Amount</u>
000008	AMAZON	CANDY BARS/STAFF GIFT	6455	01/09/2020	\$49.70
000008	AMAZON	CANDY BARS/ LADIES TSHIRT/WATER BOTTLE/LANA	6455	01/09/2020	\$279.14
000008	AMAZON	expo markers	6455	01/09/2020	\$25.88
000008	AMAZON	toner	6455	01/09/2020	\$44.78
000008	AMAZON	speakers	6455	01/09/2020	\$134.88
000008	AMAZON	CARTER - BOOK LITTLE ROBIN'S CHRISTMAS	6455	01/09/2020	\$15.85
000008	AMAZON	CARTER - LIBRARY BOOKS	6455	01/09/2020	\$78.04
000008	AMAZON	SUBSCRIPTION SERVER BACKUP	6455	01/09/2020	\$3.34
000008	AMAZON	ELEMENTARY TABLET DIVIDERS	6455	01/09/2020	\$95.49
000008	AMAZON	VIDEO ADAPTERS	6455	01/09/2020	\$111.49
000008	AMAZON	FIBER TESTER	6455	01/09/2020	\$17.98
000008	AMAZON	FIBER TESTER	6455	01/09/2020	\$59.99
000008	AMAZON	HS CAMERA MAST CLAMPS	6455	01/09/2020	\$46.22
000008	AMAZON	FEMA AUDIO SWITCH	6455	01/09/2020	\$98.96
000008	AMAZON	HS CAMERA MAST CLAMP	6455	01/09/2020	\$48.98
000008	AMAZON	MS PA CONVERTOR	6455	01/09/2020	\$18.99
000008	AMAZON	Library Books-Locke	6455	01/09/2020	\$8.39
000008	AMAZON	wrestling pins	6455	01/09/2020	\$179.44
000008	AMAZON	wrestling bag	6455	01/09/2020	\$6.22
000008	AMAZON	CARTER - LIBRARY SUPPLY	6455	01/09/2020	\$34.63
000008	AMAZON	ad office toner	6455	01/09/2020	\$61.99
000008	AMAZON	CARTER - BOOK: PRINCE MARTIN	6455	01/09/2020	\$13.99
000008	AMAZON	CARTER - LIBRARY BOOKS	6455	01/09/2020	\$45.55
000008	AMAZON	CARTER - LIBRARY BOOK: THE TRY NOT TO LAUGH	6455	01/09/2020	\$8.87
000008	AMAZON	CARTER - LIBRARY BOOK (THE AMAZING FART MAN)	6455	01/09/2020	\$8.99
000008	AMAZON	CARTER - LIBRARY BOOK: REMARKABLE JOURNEY	6455	01/09/2020	\$9.99
000008	AMAZON	2ND GRADE TEAM - BOOK BINS	6455	01/09/2020	\$395.76
000008	AMAZON	Flower Bed Planter/ZPA Cory Russell	6455	01/09/2020	\$158.00
000008	AMAZON	EAR MUFFS, CLEANING WIPES, TAPE, BATTERIES	6455	01/09/2020	\$284.63

WEST PLAINS R-VII SCHOOL DISTRICT
ACCOUNTS PAYABLE CHECK REGISTER SUMMARY LISTING

CHECKS ISSUED FOR BOARD APPROVAL

<u>Vendor ID</u>	<u>Vendor Name</u>	<u>Invoice Description</u>	<u>Check #</u>	<u>Check Date</u>	<u>Amount</u>
000008	AMAZON	MEAT SLICER FOR HS KITCHEN	6455	01/09/2020	\$705.99
000008	AMAZON	ASST BOOKS	6455	01/09/2020	\$81.46
000008	AMAZON	TOASTER OVEN FOR SPED & ECSE	6455	01/09/2020	\$119.99
000008	AMAZON	BRIDGES- FOLDING CHAIRS	6455	01/09/2020	\$119.98
000008	AMAZON	5TH GRADE SOCIAL STUDIES SUPPLIES	6455	01/09/2020	\$144.95
000008	AMAZON	5TH GRADE SOCIAL STUDIES SUPPLIES	6455	01/09/2020	\$54.44
000008	AMAZON	Staples	6455	01/09/2020	\$20.40
000008	AMAZON	Library Book	6455	01/09/2020	\$4.54
000008	AMAZON	NAPKINS & CUPS, K.WADE	6455	01/09/2020	\$17.44
000008	AMAZON	TONER - L. DAVIDSON	6455	01/09/2020	\$195.18
000008	AMAZON	PEGBBOARD TOOL STORAGE KIT	6455	01/09/2020	\$128.35
000008	AMAZON	GLO GERM- PN	6455	01/09/2020	\$28.96
000008	AMAZON	COFFEE CUPS W/LIDS	6455	01/09/2020	\$63.80
000008	AMAZON	CANDY CANES, LATEX GLOVES, STIR STIX	6455	01/09/2020	\$292.28
000008	AMAZON	US FLAG	6455	01/09/2020	\$65.87
000008	AMAZON	CENTURY ARASHI PUNCHING BAG (M.KING-MS)	6455	01/09/2020	\$124.99
000008	AMAZON	RETURN 2 IPAD CASES	6455	01/09/2020	(\$43.68)
000008	AMAZON	TWO HOOVER WINDTUNNEL 13" VACUUMS	6455	01/09/2020	\$311.98
000008	AMAZON	SF BOOK ASSORTMENT/NORA TRIPLETT	6455	01/09/2020	\$405.96
000008	AMAZON	BACKPACKS FOR ADMIN	6455	01/09/2020	\$599.70
003506	AMERICAN AIRLINES	CHECKED LUGGAGE/WDC/JAG	6455	01/09/2020	\$100.00
003506	AMERICAN AIRLINES	BAGGAGE FEES/JAG	6455	01/09/2020	\$30.00
001725	AMERICAN BAND	Band Apperal	6455	01/09/2020	\$233.60
000186	APPLE COMPUTER INC.	MONTHLY STORAGE FEE/LANA	6455	01/09/2020	\$2.99
000196	ASE-NA3SA	ASE ENTRY LEVEL EXAMS	6455	01/09/2020	\$4,100.00
007991	ASSETGENIE, INC.	MS CHROMEBOOK SCREENS	6455	01/09/2020	\$279.90
007991	ASSETGENIE, INC.	MS CHROMEBOOK SCREENS	6455	01/09/2020	\$269.85
004241	AT HOME MARKET	CHEER TEAM GIFT	6455	01/09/2020	\$25.95
007486	AUNTIE ANNE'S PRETZELS	2ND QUARTER BEHAVIOR INCENTIVE	6455	01/09/2020	\$700.00

WEST PLAINS R-VII SCHOOL DISTRICT
ACCOUNTS PAYABLE CHECK REGISTER SUMMARY LISTING

CHECKS ISSUED FOR BOARD APPROVAL

<u>Vendor ID</u>	<u>Vendor Name</u>	<u>Invoice Description</u>	<u>Check #</u>	<u>Check Date</u>	<u>Amount</u>
008040	BEST WESTERN PLUS - BOLIVAR	Speech & Debate Rooms	6455	01/09/2020	\$763.00
004690	BEST WESTERN PLUS - SPRINGFIELD	Speech & Debate Rooms	6455	01/09/2020	\$1,877.08
005074	BOOTLEGGERS LLC	bsoc banquet	6455	01/09/2020	\$525.00
005074	BOOTLEGGERS LLC	BOARD MEETING MEAL	6455	01/09/2020	\$227.12
005074	BOOTLEGGERS LLC	Library Media Christmas Party	6455	01/09/2020	\$166.25
003838	BRODER BROTHERS	T-SHIRTS - CREATIVE DESIGN	6455	01/09/2020	\$84.65
008049	CAMBRIA HOTEL CHICAGO LOOP	Band Hotel	6455	01/09/2020	\$415.44
005375	CANVA.COM	ARROW DESIGN SWOT ANALYSIS/JULIE	6455	01/09/2020	\$1.00
008024	CAPITOL VISITOR CENTER	TREATS FOR STUDENTS/JAG/WDC	6455	01/09/2020	\$18.85
003101	CASEYS GENERAL STORE	bbb/wrest fuel	6455	01/09/2020	\$19.97
003101	CASEYS GENERAL STORE	Gas for Ballgame Supervision	6455	01/09/2020	\$25.66
003101	CASEYS GENERAL STORE	FUEL FOR SCHOOL CAR/BB COVERAGE	6455	01/09/2020	\$20.34
003101	CASEYS GENERAL STORE	track clinic fuel	6455	01/09/2020	\$20.00
003101	CASEYS GENERAL STORE	CHARGED TO WRONG CARD/LANA	6455	01/09/2020	\$6.75
008010	CHEERLEADING COMPANY	cheer poms	6455	01/09/2020	\$76.73
003007	CHICK-FIL-A	bbb ad meal	6455	01/09/2020	\$15.70
005100	CICIS PIZZA #456	Theatre	6455	01/09/2020	\$22.46
008020	CITY LIGHTS OF CHINA EXPRESS	STUDENT MEALS/WDC /JAG	6455	01/09/2020	\$48.13
008035	CJ'S	track clinic meal	6455	01/09/2020	\$51.83
003023	COLTONS STEAK HOUSE & GRILL	ED FOUND MEETING/LANA	6455	01/09/2020	\$91.27
007403	COMFORT INN - WARRENSBURG	Candy	6455	01/09/2020	\$7.35
001603	CONSTANT CONTACT, INC.	MONTHLY FEE/LANA	6455	01/09/2020	\$125.00
008023	CORNER BAKERY CAFE	BREAKFAST FOR JAG STUDENTS/WDC	6455	01/09/2020	\$70.71
007826	CORPORATE BUSINESS SYSTEMS	DISTRICT COPIER OVERAGE CHGS	6455	01/09/2020	\$1,254.61
007826	CORPORATE BUSINESS SYSTEMS	C-00487 DISTRICT COPIER LEASE/RENTAL	6455	01/09/2020	\$2,126.38
008001	COUNTRY AT HEART	msgbb parent night	6455	01/09/2020	\$160.00
003206	CULVERS	gbb meal	6455	01/09/2020	\$87.47
008038	CUMMINS SALES AND SERVICE	COMPUTER SOFTWARE FOR MECHANICS	6455	01/09/2020	\$778.77
000383	CUSTOM MEETING PLANNERS	FEE FOR GIFTED CONFERENCE	6455	01/09/2020	\$200.00

WEST PLAINS R-VII SCHOOL DISTRICT
ACCOUNTS PAYABLE CHECK REGISTER SUMMARY LISTING

CHECKS ISSUED FOR BOARD APPROVAL

<u>Vendor ID</u>	<u>Vendor Name</u>	<u>Invoice Description</u>	<u>Check #</u>	<u>Check Date</u>	<u>Amount</u>
001599	DATAKEEPER TECHNOLOGIES	VISIT TRACKER SUBSCRIPTION/PAT/BECKY R	6455	01/09/2020	\$250.00
004089	DIAMOND HEAD RESTAURANT	JAG CHRISTMAS PARTY	6455	01/09/2020	\$125.61
000437	DOLLAR GENERAL	PRINCIPAL CARDS	6455	01/09/2020	\$2.16
000437	DOLLAR GENERAL	stem activities	6455	01/09/2020	\$18.77
000437	DOLLAR GENERAL	party supplies	6455	01/09/2020	\$16.43
000437	DOLLAR GENERAL	HANGERS FOR STOREROOM-BRIDGES	6455	01/09/2020	\$27.04
000437	DOLLAR GENERAL	BETA PHOTO FRAME	6455	01/09/2020	\$5.41
003861	DOLLAR TREE STORES, INC	CHEER TEAM GIFT	6455	01/09/2020	\$6.52
003861	DOLLAR TREE STORES, INC	KINDERGARTEN TEAM - HOLIDAY FUN NIGHT	6455	01/09/2020	\$28.00
003861	DOLLAR TREE STORES, INC	BERRY - SUPPLIES	6455	01/09/2020	\$32.00
003861	DOLLAR TREE STORES, INC	santa shop s/c	6455	01/09/2020	\$827.72
003861	DOLLAR TREE STORES, INC	SHANNON'S AUCTION ITEMS	6455	01/09/2020	\$115.00
000438	DOMINOS PIZZA OF WEST PLAINS	LUNCH AND LEARN MEETING	6455	01/09/2020	\$118.86
000438	DOMINOS PIZZA OF WEST PLAINS	BOYS BASKETBALL PIZZA	6455	01/09/2020	\$50.00
000438	DOMINOS PIZZA OF WEST PLAINS	SUNSHINE - DINNER FOR FAMILY	6455	01/09/2020	\$24.84
005188	DON LUPE MEXICAN RESTAURANT	MANAGEMENT MEETING	6455	01/09/2020	\$900.00
005188	DON LUPE MEXICAN RESTAURANT	staff lunch	6455	01/09/2020	\$575.00
005188	DON LUPE MEXICAN RESTAURANT	MILLER - LEADERSHIP MEETING	6455	01/09/2020	\$79.00
004374	DROPBOX, INC	DROP BOX PLUS SUBS/LANA	6455	01/09/2020	\$119.88
008044	EIG BLUEHOST.COM	PRIME WEBHOSTING 12 MONTH/LANA	6455	01/09/2020	\$203.88
005135	ENTERPRISE CAR TOLLS	TOLL ROAD/CHICAGO CONFERENCE/JULIE	6456	01/09/2020	\$5.45
003139	EPIC SPORTS, INC.	JERSEYS PE	6456	01/09/2020	\$99.64
004510	FAIRFIELD INN & SUITES BY MARRIOTT	Rocky Long/Rooms for Band	6456	01/09/2020	\$102.72
004510	FAIRFIELD INN & SUITES BY MARRIOTT	Rocky Long/Band Rooms	6456	01/09/2020	\$102.72
002308	FAMILY CAREER & COMMUNITY LEADERS	FCCLA DUES	6456	01/09/2020	\$24.00
002308	FAMILY CAREER & COMMUNITY LEADERS	FCCLA DUES	6456	01/09/2020	\$13.00
000505	FAMILY DOLLAR STORE	ATTENDANCE CANDY CANES	6456	01/09/2020	\$48.00
003098	FBLA-PBL	FBLA STATE & NATIONAL DUES	6456	01/09/2020	\$270.00
008030	FEDERAL CITY BROTHERS	TREATS FOR STUDENTS/JAG/WDC	6456	01/09/2020	\$19.97

WEST PLAINS R-VII SCHOOL DISTRICT
ACCOUNTS PAYABLE CHECK REGISTER SUMMARY LISTING

CHECKS ISSUED FOR BOARD APPROVAL

<u>Vendor ID</u>	<u>Vendor Name</u>	<u>Invoice Description</u>	<u>Check #</u>	<u>Check Date</u>	<u>Amount</u>
004107	FLYING J	FUEL FOR SCHOOL CAR/LANA	6456	01/09/2020	\$20.08
000529	FOLLETT	LIBRARY BOOKS	6456	01/09/2020	\$175.55
006078	FORDS THEATRE	SOUVENIR FOR STUDENT/JAG/WDC	6456	01/09/2020	\$31.79
007406	FOREIGN CURRENCY CONVERSION	CURRENCY EXCHANGE	6456	01/09/2020	\$0.90
007435	FOREVER YOUNG CAFE	FOOD FOR STUDENTS/JAG/WDC	6456	01/09/2020	\$10.99
005481	FOX THEATRE GROUP SERVICES	Theatre Tickets	6456	01/09/2020	\$475.00
005481	FOX THEATRE GROUP SERVICES	Theatre Tickets	6456	01/09/2020	\$2,280.00
003012	GOOGLE PLAY	GOOGLE MONTHLY STORAGE/LANA	6456	01/09/2020	\$1.99
005580	GOPRO	CAMERA, MEMORY CARD, TRIPOD & BATTERY	6456	01/09/2020	\$376.80
004901	GRAND CAB	CAB FARE/WDC/JAG	6456	01/09/2020	\$11.07
000628	HARD ROCK CAFE	SOUVENIR FOR STUDENT/JAG/WDC	6456	01/09/2020	\$31.27
004371	HIBBYS SPORTS GRILLE	bbb team meal	6456	01/09/2020	\$216.57
007903	HOLIDAY INN & SUITES SPRINGFLD I-44	ROOM Z.CLINTON ELL TRAINING	6456	01/09/2020	\$101.46
004599	HOLIDAY INN EXECUTIVE CENTER	SHELBY HARRIS/ CONFERENCE LODGING	6456	01/09/2020	\$213.05
004599	HOLIDAY INN EXECUTIVE CENTER	track clinic hotel	6456	01/09/2020	\$205.40
004599	HOLIDAY INN EXECUTIVE CENTER	track clinic hotel	6456	01/09/2020	\$205.40
005561	HOMEAWAY, INC.	Band Rooms	6456	01/09/2020	\$217.00
000719	HOWELL OREGON ELECTRIC	SOUTH FORK POWER 10/15/19-11/15/19	6456	01/09/2020	\$1,415.50
007429	HYATT REGENCY WASHINGTON DC	TREATS FOR JAG STUDENTS/WDC	6456	01/09/2020	\$19.58
007429	HYATT REGENCY WASHINGTON DC	LODGING WDC/JAG	6456	01/09/2020	\$569.01
007429	HYATT REGENCY WASHINGTON DC	LODGING FOR STUDENTS/JAG WDC	6456	01/09/2020	\$1,896.70
000754	J.W. PEPPER & SON INC.	BOOK AND ONLINE VIDEO - PAJAMA PARTY	6456	01/09/2020	\$58.98
000754	J.W. PEPPER & SON INC.	Choir Music	6456	01/09/2020	\$11.75
005496	JC PENNEY #2356	CLOTHING FOR STUDENTS/WDC/JAG	6456	01/09/2020	\$83.98
006152	JDS INDUSTRIES	NAME BADGE W/MAGNET SETS	6456	01/09/2020	\$100.92
007992	JOHN F. KENNEDY CENTER	SOUVENIR FOR STUDENT/WDC/JAG	6456	01/09/2020	\$2.95
007992	JOHN F. KENNEDY CENTER	SOUVENIR FOR STUDENTS/JAG/WDC	6456	01/09/2020	\$30.00
007992	JOHN F. KENNEDY CENTER	SOUVENIRS FOR JAG STUDENTS/WDC	6456	01/09/2020	\$30.00
007992	JOHN F. KENNEDY CENTER	STUDENT SOUVENIR/JAG/WDC	6456	01/09/2020	\$11.00

WEST PLAINS R-VII SCHOOL DISTRICT
ACCOUNTS PAYABLE CHECK REGISTER SUMMARY LISTING

CHECKS ISSUED FOR BOARD APPROVAL

<u>Vendor ID</u>	<u>Vendor Name</u>	<u>Invoice Description</u>	<u>Check #</u>	<u>Check Date</u>	<u>Amount</u>
005625	JOHNSON PLASTICS PLUS	SILVER/BLACK FLEXIBRASS TROPHIES	6456	01/09/2020	\$842.40
008027	KC ENCORE	TREAT FOR JAG STUDENT/WDC	6456	01/09/2020	\$6.60
008027	KC ENCORE	STUDENT MEALS/JAG/WDC	6456	01/09/2020	\$120.01
003352	KUM & GO	FUEL/BB COVERAGE	6456	01/09/2020	\$18.89
004317	LAPTOPSCREEN INTERNATIONAL INC.	SCREEN REPLACEMENT REFUND	6456	01/09/2020	(\$96.57)
007484	LATER.COM	YEAR SUBSCRIP/LANA	6456	01/09/2020	\$90.00
002450	LITTLE CAESARS PIZZA	Power Hour	6456	01/09/2020	\$22.00
004309	LOVES	Ballgame Supervision	6456	01/09/2020	\$21.30
007816	Lyft	CAB FARE/JAG/WDC	6456	01/09/2020	\$18.46
007816	Lyft	CAB FARE/WDC/JAG	6456	01/09/2020	\$14.69
007816	Lyft	CAB FARE/WDC/JAG	6456	01/09/2020	\$12.41
007816	Lyft	CAB CANCELLATION FEES/JAG	6456	01/09/2020	\$10.00
007816	Lyft	CAB FARE/WDC/JAG	6456	01/09/2020	\$28.98
007816	Lyft	CAB FARE/WDC/JAG	6456	01/09/2020	\$15.72
007816	Lyft	CAB FARE/WDC/JAG	6456	01/09/2020	\$15.59
007816	Lyft	CAB FARE/WDC/JAG	6456	01/09/2020	\$12.30
007816	Lyft	CAB FARE/WDC/JAG	6456	01/09/2020	\$10.75
007816	Lyft	CAB FARE/WDC/JAG	6456	01/09/2020	\$14.85
007816	Lyft	CAB RIDES/WDC/JAG	6456	01/09/2020	\$49.19
007816	Lyft	CAB RIDES/WDC/JAG	6456	01/09/2020	\$11.16
007816	Lyft	CAB FARE/WDC/JAG	6456	01/09/2020	\$11.14
008036	MANNY AND OLGA`S PIZZA	EXTRA FOOD FOR STUDENTS/JAG	6456	01/09/2020	\$37.44
003032	MCDONALDS	Theatre Trip	6456	01/09/2020	\$3.25
003032	MCDONALDS	Theatre Trip	6456	01/09/2020	\$5.96
003032	MCDONALDS	BREAKFAST FOR STUDENTS/WDC/JAG	6456	01/09/2020	\$41.86
003032	MCDONALDS	field trip	6456	01/09/2020	\$70.78
000051	MCGRAW-HILL EDUCATION,INC.	5TH GRADE MY MATH	6456	01/09/2020	\$316.64
005493	MEMPHIS INTL AIRPORT	WATER FOR STUDENTS/JAG/WDC	6456	01/09/2020	\$15.36
008022	METRO 040-FOGGY BOTTOM	TRANSPORTATION/WDC/JAG	6456	01/09/2020	\$40.00

WEST PLAINS R-VII SCHOOL DISTRICT
ACCOUNTS PAYABLE CHECK REGISTER SUMMARY LISTING

CHECKS ISSUED FOR BOARD APPROVAL

<u>Vendor ID</u>	<u>Vendor Name</u>	<u>Invoice Description</u>	<u>Check #</u>	<u>Check Date</u>	<u>Amount</u>
001575	MFCA	fb hall of fame banquet	6456	01/09/2020	\$60.00
003299	MISSOURI FBLA	FBLA COMPETITION FEES	6456	01/09/2020	\$290.00
003660	MURPHY USA	Ballgame Supervision	6456	01/09/2020	\$22.19
003660	MURPHY USA	Ballgame Supervision	6456	01/09/2020	\$22.30
001083	NATIONAL BETA CLUB	DUPLICATE CHARGE FOR BETA DUES	6456	01/09/2020	(\$210.37)
001087	NATIONAL FORENSIC LEAGUE	Autumn Collins/Speech Membership	6456	01/09/2020	\$20.00
003289	NEWEGG.COM	MONITOR, KEYBOARD & MOUSE	6456	01/09/2020	\$364.36
003289	NEWEGG.COM	POWER SUPPLY, MINI TOWER, PROCESSOR	6456	01/09/2020	\$2,067.70
003289	NEWEGG.COM	JULIA HUFF LAPTOP	6456	01/09/2020	\$519.99
003289	NEWEGG.COM	ETHERNET SWITCH	6456	01/09/2020	\$40.00
002492	NSPRA	MEMBERSHIP RENEWAL	6456	01/09/2020	\$195.00
008019	NTC	STUDENT DRINKS/WDC/JAG	6456	01/09/2020	\$46.73
004811	OMNI CHEER	credit cheer poms	6456	01/09/2020	(\$59.92)
001694	OZARK CAFE	LIBRARIAN GIFT	6456	01/09/2020	\$51.79
001694	OZARK CAFE	EMINTS TRAINING LUNCH	6456	01/09/2020	\$69.90
001694	OZARK CAFE	EMINTS TRAINING LUNCH	6456	01/09/2020	\$73.70
001694	OZARK CAFE	MAINT MEETING	6456	01/09/2020	\$78.95
004840	OZARK PIZZA & BREAD CO,LLC	staff lunch	6456	01/09/2020	\$156.83
001149	PARCEL EXPRESS	SAIG TECH SUPPORT OVERNIGHT SHIPPING	6456	01/09/2020	\$48.34
001149	PARCEL EXPRESS	PN SHIPPING	6456	01/09/2020	\$19.36
002965	PAYPAL	SAW, BLADES & SAFETY GLASSES	6456	01/09/2020	\$229.00
002965	PAYPAL	TRACK PAD BUTTONS	6456	01/09/2020	\$73.75
000054	PEARSON	RECORD - FOLDERS FOR DRA	6456	01/09/2020	\$228.96
000055	PEARSON EDUCATION	DRA ASSESMENTS	6456	01/09/2020	\$362.82
001170	PERIPOLE-BERGERAULT INC	recorders	6456	01/09/2020	\$121.55
004323	PHILLIPS 66	fb mfca fuel	6456	01/09/2020	\$30.00
004944	PHILLIPS MEDIA GROUP LLC	quill	6456	01/09/2020	\$114.36
003370	PIZZA SHACK	Football Concessions	6456	01/09/2020	\$288.00
003370	PIZZA SHACK	Zizzer Day Red	6456	01/09/2020	\$48.00

WEST PLAINS R-VII SCHOOL DISTRICT
ACCOUNTS PAYABLE CHECK REGISTER SUMMARY LISTING

CHECKS ISSUED FOR BOARD APPROVAL

<u>Vendor ID</u>	<u>Vendor Name</u>	<u>Invoice Description</u>	<u>Check #</u>	<u>Check Date</u>	<u>Amount</u>
003370	PIZZA SHACK	MANAGEMENT MEETING	6456	01/09/2020	\$15.00
003370	PIZZA SHACK	Zizzer Red Friday	6456	01/09/2020	\$48.00
003370	PIZZA SHACK	MILLER - PRINCIPAL MEETING	6456	01/09/2020	\$63.82
003370	PIZZA SHACK	EMINTS TRAINING LUNCH	6456	01/09/2020	\$84.00
003370	PIZZA SHACK	MS PD MEETING	6456	01/09/2020	\$60.00
003370	PIZZA SHACK	PN LUNCH	6456	01/09/2020	\$182.00
000087	PLAYSCRIPTS, INC	Broadway Licensing(Theatre)	6456	01/09/2020	\$20.95
001743	POSTMASTER	POSTAGE	6456	01/09/2020	\$7.35
001743	POSTMASTER	OFFICE - SEND PACKAGE BACK (BOOK BINS)	6456	01/09/2020	\$50.40
003540	PRICE CUTTER PLUS	MILLER - PRINCIPAL MEETING	6456	01/09/2020	\$25.41
003540	PRICE CUTTER PLUS	RAY FAMILY DONATION - GIFT CARD	6456	01/09/2020	\$206.44
008025	QDOBA MEXICAN EATS	STUDENT MEALS/JAG/WDC	6456	01/09/2020	\$66.55
005034	RANDYS ROADKILL BBQ & GRILL	wrest ad meal	6456	01/09/2020	\$10.07
008032	RESIDENCE INN ST. LOUIS DOWNTOWN	CONFERENCE STAY	6456	01/09/2020	\$939.55
000736	RICOH USA,INC.	11.27.19-12.26.19 CC10 IMAGE FEE	6456	01/09/2020	\$416.28
000736	RICOH USA,INC.	Copier Readings	6456	01/09/2020	\$9.49
000736	RICOH USA,INC.	Copier Readings	6456	01/09/2020	\$137.12
000737	RICOH USA,INC.	Rent 12/12/19 - 01/11/2020	6456	01/09/2020	\$250.00
000736	RICOH USA,INC.	Add'l Copy 11/12/19 - 12/11/19	6456	01/09/2020	\$622.40
000736	RICOH USA,INC.	5058305757	6456	01/09/2020	\$10.45
000736	RICOH USA,INC.	Rent 12/24/19-1/23/2020	6456	01/09/2020	\$218.80
005742	ROBIN T VELKER	cheer bows	6456	01/09/2020	\$126.00
008021	RONALD REAGAN BUILDING	SOUVENIR FOR JAG STUDENT/WDC	6456	01/09/2020	\$10.00
008021	RONALD REAGAN BUILDING	FOOD FOR STUDENT/JAG/WDC	6456	01/09/2020	\$11.20
008021	RONALD REAGAN BUILDING	FOOD FOR STUDENT/JAG/WDC	6456	01/09/2020	\$12.99
008021	RONALD REAGAN BUILDING	STUDENT MEALS/JAG/WDC	6456	01/09/2020	\$8.73
008021	RONALD REAGAN BUILDING	STUDENT MEALS	6456	01/09/2020	\$12.96
006278	S & S ACTIVEWEAR	T-SHIRTS	6456	01/09/2020	\$136.44
006278	S & S ACTIVEWEAR	T-SHIRTS	6456	01/09/2020	\$411.71

WEST PLAINS R-VII SCHOOL DISTRICT
ACCOUNTS PAYABLE CHECK REGISTER SUMMARY LISTING

CHECKS ISSUED FOR BOARD APPROVAL

<u>Vendor ID</u>	<u>Vendor Name</u>	<u>Invoice Description</u>	<u>Check #</u>	<u>Check Date</u>	<u>Amount</u>
001591	SCHOLASTIC	WOODERSON - BOOK DONATION	6456	01/09/2020	\$35.40
001591	SCHOLASTIC	BOOKS FROM DONATION	6456	01/09/2020	\$23.25
008004	SCREENCLOUD	SINAGE SERVICE FEE	6456	01/09/2020	\$20.20
003748	SHELL OIL	Choir to Columbia	6456	01/09/2020	\$30.83
001556	SKILLETS CAFE	EDUCATIONAL IMPROVEMENT MEETING/LUKE	6456	01/09/2020	\$67.74
000089	SKILLSUSA	SKILLS USA REGISTRATION - ALL PROGRAMS	6456	01/09/2020	\$1,196.00
003504	SONIC	MILLER - SONIC DRINKS FOR STAFF	6456	01/09/2020	\$145.03
003504	SONIC	WALLACE - DRINKS FOR STAFF	6456	01/09/2020	\$5.15
003504	SONIC	CHEER TEAM GIFT	6456	01/09/2020	\$60.00
000067	SPRINGFIELD NEWS LEADER	SUBSCRIPTION/JULIE	6456	01/09/2020	\$29.00
000129	SUBWAY	Theatre Trip/hanson	6456	01/09/2020	\$26.75
008014	SUGAR LILY BAKERY & FLORAL	LIBRARIAN GIFT	6456	01/09/2020	\$64.47
008014	SUGAR LILY BAKERY & FLORAL	COOKIES-PN	6456	01/09/2020	\$15.07
005980	SWIMOUTLET.COM	gswim caps	6456	01/09/2020	\$488.98
005980	SWIMOUTLET.COM	gswim suits x3	6456	01/09/2020	\$116.56
004080	TEACHER SYNERGY LLC	3-5 GRADE READING	6456	01/09/2020	\$50.00
003681	THE DONUT PALACE	CATERING	6456	01/09/2020	\$33.46
003721	THE GLAZIER CLINICS	fb clinic	6456	01/09/2020	\$499.00
007515	THREE C`S STUDIO & FLOWER MARKET	PENNY FOX-JONES FLOWERS	6456	01/09/2020	\$34.46
004393	TOWN AND COUNTRY GROCERS	GROC FOR STUDENTS FAMILY, A.ROSS	6456	01/09/2020	\$72.50
004393	TOWN AND COUNTRY GROCERS	STAFF HAMS	6456	01/09/2020	\$1,111.00
004393	TOWN AND COUNTRY GROCERS	GRANOLA BARS, EGGS, BUTTER, CHEESE, BRIDGES	6456	01/09/2020	\$31.16
004393	TOWN AND COUNTRY GROCERS	THANKSGIVING VOUCHERS - BRIDGES	6456	01/09/2020	\$3,257.59
004393	TOWN AND COUNTRY GROCERS	GROC FOR BRIDGES STOREROOM	6456	01/09/2020	\$607.63
004393	TOWN AND COUNTRY GROCERS	CLASS GROC FOR CHRISTMAS (K.COLLINS-HS)	6456	01/09/2020	\$99.50
004393	TOWN AND COUNTRY GROCERS	FOOD FOR BACKPACK PROGRAM AT HS	6456	01/09/2020	\$206.40
004393	TOWN AND COUNTRY GROCERS	CLASSROOM GROCERIES FOR SWAT STUDENTS	6456	01/09/2020	\$53.67
004393	TOWN AND COUNTRY GROCERS	CATERING-BNS PACK GBF, FRITOS, SALTINES	6456	01/09/2020	\$337.26
004393	TOWN AND COUNTRY GROCERS	FFA-PEPPERS, CHEESE, NAPKINS, CHARCOAL	6456	01/09/2020	\$54.49

WEST PLAINS R-VII SCHOOL DISTRICT
ACCOUNTS PAYABLE CHECK REGISTER SUMMARY LISTING

CHECKS ISSUED FOR BOARD APPROVAL

<u>Vendor ID</u>	<u>Vendor Name</u>	<u>Invoice Description</u>	<u>Check #</u>	<u>Check Date</u>	<u>Amount</u>
004393	TOWN AND COUNTRY GROCERS	FAC'S SUPPLIES-SALT, VANILLA, PWDR SUG	6456	01/09/2020	\$30.79
008007	TRACKWRESTLING	boys wrestling stat.	6456	01/09/2020	\$50.00
008007	TRACKWRESTLING	girls wrestling stat.	6456	01/09/2020	\$50.00
007119	UATTEND	ADULT STUDENT TIME CLOCK FEE	6456	01/09/2020	\$94.00
007426	UNITED VENTURES CONSORTIUM, INC	STUDENT MEALS/WDC/JAG	6456	01/09/2020	\$15.41
003566	UNIVERSITY OF CENTRAL MISSOURI	REGISTRATION - C. TAYLOR	6456	01/09/2020	\$848.51
002845	VERIZON WIRELESS	IPHONE CHGS OCT 19-NOV 18	6456	01/09/2020	\$1,582.84
005529	VISION XPRESS	GLASSES/EYE EXAM B.SLY- MS ZPA	6456	01/09/2020	\$203.00
005529	VISION XPRESS	EYE EXAM & GLASSES K.HARRIS MS STUDENT	6456	01/09/2020	\$113.00
005529	VISION XPRESS	GLASSES & EYE EXAM- T.HARJO HS STUDENT	6456	01/09/2020	\$143.00
005529	VISION XPRESS	M.COUTER GLASSES	6456	01/09/2020	\$88.00
001502	WALMART COMMUNITY	CC - WATER & PENS	6456	01/09/2020	\$25.59
001502	WALMART COMMUNITY	FCCLA ADOPT A CHILD - TOYS, BAGS, JEANS	6456	01/09/2020	\$254.00
001502	WALMART COMMUNITY	teacher supplies	6456	01/09/2020	\$49.32
001502	WALMART COMMUNITY	ingalsbe supplies	6456	01/09/2020	\$22.90
001502	WALMART COMMUNITY	teacher snacks	6456	01/09/2020	\$76.86
001502	WALMART COMMUNITY	teacher supplies	6456	01/09/2020	\$50.84
001502	WALMART COMMUNITY	OFFICE SUPPLIES	6456	01/09/2020	\$39.92
001502	WALMART COMMUNITY	FOOD BACKPACK PROGRAM,SHOES, BUG FOG	6456	01/09/2020	\$197.73
001502	WALMART COMMUNITY	FOOD RESTOCK MS SHELVES, TAPE, TRASHBAGS	6456	01/09/2020	\$199.82
001502	WALMART COMMUNITY	PHIPPS - SUPPLIES FOR PARTY	6456	01/09/2020	\$7.68
001502	WALMART COMMUNITY	CRAFT SUPPLIES FOR SWAT STUDENTS PROJECT	6456	01/09/2020	\$69.16
001502	WALMART COMMUNITY	5TH GRADE SECOND CUP	6456	01/09/2020	\$54.24
001502	WALMART COMMUNITY	SHANNON CLASSROOM SUPPLIES; FOOD	6456	01/09/2020	\$25.51
001502	WALMART COMMUNITY	OFFICE COFFEE CUPS	6456	01/09/2020	\$11.48
001502	WALMART COMMUNITY	GIFTED STEM ACTIVITY	6456	01/09/2020	\$24.36
001502	WALMART COMMUNITY	SHANNON CLASSROOM SUPPLIES; FOOD	6456	01/09/2020	\$94.20
001502	WALMART COMMUNITY	OFFICE KITECH PAPER GOODS	6456	01/09/2020	\$14.95
001502	WALMART COMMUNITY	VO AG PAINT SUPPLIES	6456	01/09/2020	\$39.07

WEST PLAINS R-VII SCHOOL DISTRICT
ACCOUNTS PAYABLE CHECK REGISTER SUMMARY LISTING

CHECKS ISSUED FOR BOARD APPROVAL

<u>Vendor ID</u>	<u>Vendor Name</u>	<u>Invoice Description</u>	<u>Check #</u>	<u>Check Date</u>	<u>Amount</u>
001502	WALMART COMMUNITY	JACKSON - SUPPLIES FOR PARTY	6456	01/09/2020	\$65.90
001502	WALMART COMMUNITY	RESTOCK STOREROOM C.WRIGHT BRIDGES	6456	01/09/2020	\$151.18
001502	WALMART COMMUNITY	SIMPSON - CLASSROOM INCENTIVES	6456	01/09/2020	\$24.58
001502	WALMART COMMUNITY	SHEETS, PILLOWCASE, BLANKET ZPA STUDENT	6456	01/09/2020	\$39.74
001502	WALMART COMMUNITY	SNACKS/PONCHOS/WDC TRIP/JAG	6456	01/09/2020	\$67.43
001502	WALMART COMMUNITY	LIBRARY - SUPPLIES	6456	01/09/2020	\$36.16
001502	WALMART COMMUNITY	ENCORE - HOLIDAY FUN NIGHT	6456	01/09/2020	\$37.88
001502	WALMART COMMUNITY	Speech & Debate Supplies	6456	01/09/2020	\$133.54
001502	WALMART COMMUNITY	12 Days of Christmas/Library	6456	01/09/2020	\$301.66
001502	WALMART COMMUNITY	HALL/WILBANKS - CLASSROOM SUPPLIES	6456	01/09/2020	\$72.34
001502	WALMART COMMUNITY	1ST GRADE TEAM - HOLIDAY FUN NIGHT	6456	01/09/2020	\$166.98
001502	WALMART COMMUNITY	KINDERGARTEN TEAM - HOLIDAY FUN NIGHT	6456	01/09/2020	\$71.77
001502	WALMART COMMUNITY	staff lunch	6456	01/09/2020	\$16.39
001502	WALMART COMMUNITY	stem activities	6456	01/09/2020	\$103.99
001502	WALMART COMMUNITY	teacher gifts	6456	01/09/2020	\$24.84
001502	WALMART COMMUNITY	birthday supply	6456	01/09/2020	\$63.53
001502	WALMART COMMUNITY	teacher supplies	6456	01/09/2020	\$30.00
001502	WALMART COMMUNITY	teacher supplies	6456	01/09/2020	\$100.05
001502	WALMART COMMUNITY	ORNAMENTS, PAINT, PLANTERS, CANDY	6456	01/09/2020	\$25.91
001502	WALMART COMMUNITY	LAUNDRY SOAP, CLOTHING, JACKETS, FOOD	6456	01/09/2020	\$383.28
001502	WALMART COMMUNITY	BETA Supplies	6456	01/09/2020	\$42.92
001502	WALMART COMMUNITY	GREEN - CHRISTMAS PROJECT	6456	01/09/2020	\$37.82
001502	WALMART COMMUNITY	SOCKS, BOOTS, SNACKS & KEYHOLDER	6456	01/09/2020	\$69.27
001502	WALMART COMMUNITY	PTO - GIFT CARDS FOR TEACHERS	6456	01/09/2020	\$600.00
001502	WALMART COMMUNITY	CUSTODIANS - BATTERIES FOR CLOCKS	6456	01/09/2020	\$115.46
001502	WALMART COMMUNITY	PTO - GIFT CARDS FOR TEACHERS	6456	01/09/2020	\$1,000.00
001502	WALMART COMMUNITY	STUDENT CHRISTMAS GIFT, DONOR PAID	6456	01/09/2020	\$132.05
001502	WALMART COMMUNITY	FOOD FOR BACKPACK PROGRAM, SHOES MS	6456	01/09/2020	\$403.46
001502	WALMART COMMUNITY	HANGERS, NAPKINS, SNACKS RIBBON CUTTING	6456	01/09/2020	\$75.72

WEST PLAINS R-VII SCHOOL DISTRICT
ACCOUNTS PAYABLE CHECK REGISTER SUMMARY LISTING

CHECKS ISSUED FOR BOARD APPROVAL

<u>Vendor ID</u>	<u>Vendor Name</u>	<u>Invoice Description</u>	<u>Check #</u>	<u>Check Date</u>	<u>Amount</u>
001502	WALMART COMMUNITY	SNACKS/DRINKD FOR PAT GATHERING/BECKY	6456	01/09/2020	\$34.36
001502	WALMART COMMUNITY	TABLES, CHAIRS, SPOONS, FORKS, BOWLS	6456	01/09/2020	\$200.76
001502	WALMART COMMUNITY	KITCHEN SUPPLIES	6456	01/09/2020	\$55.82
001502	WALMART COMMUNITY	DRINKS/SNACKS/JAG CHRISTMAS PARTY	6456	01/09/2020	\$134.08
001502	WALMART COMMUNITY	bswim banquet	6456	01/09/2020	\$68.56
001502	WALMART COMMUNITY	SEASONING & POTATOES	6456	01/09/2020	\$5.22
001502	WALMART COMMUNITY	FAC'S FINAL-SPAG SAUCE, PARM, FRCH SLICE	6456	01/09/2020	\$80.49
001502	WALMART COMMUNITY	WATER & WHIP TOPPING	6456	01/09/2020	\$59.01
001502	WALMART COMMUNITY	HEALTH SCIENCE NURSING HOME GIFTS	6456	01/09/2020	\$40.57
001502	WALMART COMMUNITY	CARP/WELD-POTAOES, MARINADE, CREOLE	6456	01/09/2020	\$227.69
001502	WALMART COMMUNITY	SLIDERS, PWD, BUTTER & EGGS	6456	01/09/2020	\$37.04
001502	WALMART COMMUNITY	WOOD STICKS & GV PWD	6456	01/09/2020	\$10.49
001502	WALMART COMMUNITY	BIN STORAGE FOR BRIDGES	6456	01/09/2020	\$159.99
001502	WALMART COMMUNITY	BATTERIES/CUPS/GLUE STICKS	6456	01/09/2020	\$42.68
001502	WALMART COMMUNITY	taco seas, tea, hot cocoa	6456	01/09/2020	\$105.35
001502	WALMART COMMUNITY	MS O&M/DCK SCREWS, HOOVER BELTS	6456	01/09/2020	\$14.90
001502	WALMART COMMUNITY	ATTENDANCE INCENTIVE ITEMS	6456	01/09/2020	\$140.97
001502	WALMART COMMUNITY	PLASTIC CUPS FOR BB WATER COOLER	6456	01/09/2020	\$22.80
001502	WALMART COMMUNITY	ATTENDANCE INCENTIVE GIFT CARDS	6456	01/09/2020	\$310.00
001502	WALMART COMMUNITY	PN CLINICAL SITE GIFT TINS	6456	01/09/2020	\$125.00
001502	WALMART COMMUNITY	CULINARY CLASS-PIZZA SAUCE, EGGPLANT, PLOEN	6456	01/09/2020	\$87.43
007424	WEST WING CAFE III	TRAVEL MEALS/WDC/JAG	6456	01/09/2020	\$57.10
008028	WHITE HOUSE SHOP	STUDENT MEALS/JAG/WDC	6456	01/09/2020	\$6.31
008026	WISEGUY PIZZA	STUDENT MEALS/JAG/WDC	6456	01/09/2020	\$45.19
008026	WISEGUY PIZZA	STUDENT MEAL/JAG/WDC	6456	01/09/2020	\$3.62
008046	XTREME AUDIO PLUS	GROUND LOOP INSULATOR	6456	01/09/2020	\$19.50
008012	ZIPGRADE	License for Scanning	6456	01/09/2020	\$27.96
004483	ESGI, LLC	12 MONTH LICENSE X14	6462	01/09/2020	\$2,506.00
007496	INK MONKEY PRINTING LLC	BOYS BASKETBALL SHOOTER SHIRTS	6463	01/09/2020	\$450.00

WEST PLAINS R-VII SCHOOL DISTRICT
ACCOUNTS PAYABLE CHECK REGISTER SUMMARY LISTING

CHECKS ISSUED FOR BOARD APPROVAL

<u>Vendor ID</u>	<u>Vendor Name</u>	<u>Invoice Description</u>	<u>Check #</u>	<u>Check Date</u>	<u>Amount</u>
004108	TWO CROWS LLC	USA & ZIZZER FLAGS	6464	01/09/2020	\$588.00
000473	EDDIE DUGGER	bbb offic jv/v central 1/10 mlg	6465	01/10/2020	\$57.60
001231	RANDY WARD	bbb offic jv/v central 1/10	6466	01/10/2020	\$120.00
000883	LIBERTY HIGH SCHOOL	SPEECH/DEBATE TOURN ENTRY FEES	6477	01/15/2020	\$178.50
000883	LIBERTY HIGH SCHOOL	SPEECH/DEBATE TOURN ENTRY FEES	6478	01/15/2020	\$93.50
001064	MOUNTAIN HOME HIGH SCHOOL	wrestling-girls entry fee mtn home 1/4	6479	01/16/2020	\$100.00
000112	ABC HOME FURNISHINGS	TRANSITION/ADMIN	6480	01/21/2020	\$5.56
000119	AIRGAS USA, LLC	LARGE ARGON RENTAL, RRCYLILG RENT	6481	01/21/2020	\$50.99
000119	AIRGAS USA, LLC	TIP FASTIP, WIRE MIG	6481	01/21/2020	\$210.84
000119	AIRGAS USA, LLC	ROD TIG	6481	01/21/2020	\$17.72
000119	AIRGAS USA, LLC	CLEAR LENS/HLDR ELECT/GLOVES/MAINT.	6481	01/21/2020	\$55.81
003233	AMY ROSS	MONTHLY MILEAGE	6482	01/21/2020	\$136.80
001635	ANITA NELSON	HB MILEAGE	6483	01/21/2020	\$44.00
001635	ANITA NELSON	MONTHLY MILEAGE	6483	01/21/2020	\$8.00
007981	ASHLEY CALVERT	MILEAGE 12/02/19-12/19/19	6484	01/21/2020	\$36.00
001957	ASHLEY TYREE	STUCO HOLIDAY PARTY SUPPLIES	6485	01/21/2020	\$109.05
001957	ASHLEY TYREE	HB MILEAGE	6485	01/21/2020	\$144.00
001832	ATI,LLC	PN ATI ESSENTIAL SUPREME PKG	6486	01/21/2020	\$16,384.00
004221	AUTOZONE	IRIDIUM SPARK PLUG	6487	01/21/2020	\$64.81
007456	BETHANY SULLIVAN	MILEAGE 12/02/19-12/19/19	6488	01/21/2020	\$75.20
007938	BREANNA THOMPSON	MILEAGE 12/02/19-12/19/19	6489	01/21/2020	\$104.00
000273	BROCAW BEARING & DRIVE	BELTS/HVAC/HS EASTWING	6490	01/21/2020	\$11.18
000273	BROCAW BEARING & DRIVE	BELT/BLUE CREEPER REFILL/HVAC/MS/DIST	6490	01/21/2020	\$21.67
000273	BROCAW BEARING & DRIVE	DURACELL AAA BATTERIES/MAINT	6490	01/21/2020	\$13.72
000273	BROCAW BEARING & DRIVE	BEARING/SF	6490	01/21/2020	\$21.33
000273	BROCAW BEARING & DRIVE	HEX CARDED DIE/SF	6490	01/21/2020	\$5.88
000273	BROCAW BEARING & DRIVE	KEYSTOCK/FOOD GRADE GREASE/ MAINT.	6490	01/21/2020	\$202.15
000299	CAPE ELECTRICAL SUPPLY LLC	HRG BOLTS/HEX NUTS/SLT/PHIL/HS O&M	6491	01/21/2020	\$10.27
000299	CAPE ELECTRICAL SUPPLY LLC	CONDUIT BODY/BLANK COVER/GASKET/PAINT BOOTI	6491	01/21/2020	\$219.83

WEST PLAINS R-VII SCHOOL DISTRICT
ACCOUNTS PAYABLE CHECK REGISTER SUMMARY LISTING

CHECKS ISSUED FOR BOARD APPROVAL

<u>Vendor ID</u>	<u>Vendor Name</u>	<u>Invoice Description</u>	<u>Check #</u>	<u>Check Date</u>	<u>Amount</u>
000299	CAPE ELECTRICAL SUPPLY LLC	WIRE CONNECTOR/PAINT BOOTH	6491	01/21/2020	\$64.50
000299	CAPE ELECTRICAL SUPPLY LLC	WIRE THHN/PAINT BOOTH	6491	01/21/2020	\$155.14
000299	CAPE ELECTRICAL SUPPLY LLC	COP POST CONN/SCCC PAINT BOOTH	6491	01/21/2020	\$1.44
000299	CAPE ELECTRICAL SUPPLY LLC	OCCUP SENSOR/HS	6491	01/21/2020	\$51.84
000299	CAPE ELECTRICAL SUPPLY LLC	REF INVOICE#S201846711.01/MAINT DEPT	6491	01/21/2020	\$178.32
000309	CAWVEYS ELECTRIC MOTOR	REG VENT/INDUCER/GAS MODULE/GASKET	6492	01/21/2020	\$1,242.30
000309	CAWVEYS ELECTRIC MOTOR	FLAME SENSOR/BURNER SET	6492	01/21/2020	\$108.10
000309	CAWVEYS ELECTRIC MOTOR	GAS MODULE/FLAME SENSOR	6492	01/21/2020	\$242.60
000309	CAWVEYS ELECTRIC MOTOR	VOLT FUSE/WIRE NUT/ELEM	6492	01/21/2020	\$103.04
000309	CAWVEYS ELECTRIC MOTOR	FUSE/VAC RUN/SWITCH	6492	01/21/2020	\$168.82
000309	CAWVEYS ELECTRIC MOTOR	GASIGNITION/IGNITOR	6492	01/21/2020	\$548.40
000309	CAWVEYS ELECTRIC MOTOR	FLAME SENSOR/IGNITER/BOARD/MOTOR	6492	01/21/2020	\$652.42
000309	CAWVEYS ELECTRIC MOTOR	VAC RUN/MS	6492	01/21/2020	\$8.54
000309	CAWVEYS ELECTRIC MOTOR	HEAT EXCHANGER/MS	6492	01/21/2020	\$2,230.72
005277	CENTERPOINT ENERGY SERVICES,INC	NATURAL GAS CHARGES	6493	01/21/2020	\$2,469.24
000314	CENTRAL STATES BUS SALES,INC	BUS BARN SUN VISORS, SWITCHES, BELTS	6494	01/21/2020	\$213.72
000314	CENTRAL STATES BUS SALES,INC	BUS BARN LED STOP LIGHT, X-ARM STOP	6494	01/21/2020	\$449.86
000314	CENTRAL STATES BUS SALES,INC	BUS BARN TURBO/CORE	6494	01/21/2020	\$3,932.30
000316	CENTURYLINK	MONTHLY PHONE CHARGES	6495	01/21/2020	\$5,271.10
001213	CENTURYLINK	LONG DISTANCE CHGS	6496	01/21/2020	\$84.00
002607	CINTAS #569	SF/LOGO MATS CLEANED	6497	01/21/2020	\$31.71
002607	CINTAS #569	SF/LOGO MATS CLEANED	6497	01/21/2020	\$31.71
002607	CINTAS #569	SF/LOGO MATS CLEANED	6497	01/21/2020	\$31.71
002607	CINTAS #569	LOGO MATS CLEANED	6497	01/21/2020	\$112.23
002607	CINTAS #569	LOGO MATS CLEANED	6497	01/21/2020	\$112.23
002607	CINTAS #569	LOGO MATS CLEANED	6497	01/21/2020	\$112.23
000332	CITY OF WEST PLAINS	THEATER RENTAL PN & SURG TECH GRAD	6498	01/21/2020	\$160.00
000333	CITY UTILITIES	TIPPING FEES, DUMPSTER RENT	6499	01/21/2020	\$316.18
000333	CITY UTILITIES	TIPPING FEES	6499	01/21/2020	\$13.00

WEST PLAINS R-VII SCHOOL DISTRICT
ACCOUNTS PAYABLE CHECK REGISTER SUMMARY LISTING

CHECKS ISSUED FOR BOARD APPROVAL

<u>Vendor ID</u>	<u>Vendor Name</u>	<u>Invoice Description</u>	<u>Check #</u>	<u>Check Date</u>	<u>Amount</u>
000333	CITY UTILITIES	MONTHLY UTILITIES	6500	01/21/2020	\$36,733.90
002591	COCHRAN SALES	BOYS BASKETBALL SHIRTS	6501	01/21/2020	\$2,217.50
002591	COCHRAN SALES	BOYS BASKETBALL SHIRTS	6501	01/21/2020	\$29.00
002591	COCHRAN SALES	BBB TEES, SWEATSHIRTS	6501	01/21/2020	\$1,606.50
002591	COCHRAN SALES	BBB PULLOVERS, HOODIE, JACKET, CARDIGAN	6501	01/21/2020	\$2,148.50
000347	COLORVISION CORPORATION	WHEEL LINER	6502	01/21/2020	\$75.71
000347	COLORVISION CORPORATION	SPRAYWAY GLASS & PREP ALL	6502	01/21/2020	\$45.87
000347	COLORVISION CORPORATION	SPRAY PUMP, MIST SHINE, SHINE MASTER	6502	01/21/2020	\$132.23
000347	COLORVISION CORPORATION	2K UNDERCOAT HARDENER	6502	01/21/2020	\$45.00
007478	CONCORDANCE HEALTHCARE SOLUTIONS	IV START KIT & TRAY FOLEY	6503	01/21/2020	\$710.28
007478	CONCORDANCE HEALTHCARE SOLUTIONS	BLD PRESSURE UNIT, IV KIT & TRAY FOLEY	6503	01/21/2020	\$582.40
007478	CONCORDANCE HEALTHCARE SOLUTIONS	IV START KIT	6503	01/21/2020	\$86.74
007478	CONCORDANCE HEALTHCARE SOLUTIONS	GLOVES, BLOOD PRESSURE UNIT, PENLIGHT	6503	01/21/2020	\$300.68
007618	CURRENT, INC.	MS KITCHEN/FREEZER DOOR SEAL REPAIRED	6504	01/21/2020	\$338.65
001915	CYNTHIA DOSS	REIMBURSE CERTIFIED MAIL EXPENSE	6505	01/21/2020	\$6.85
002154	CYNTHIA J THOMPSON	MILEAGE 10/25/19-12/19/19	6506	01/21/2020	\$118.00
007345	DAN DENNIS	MILEAGE 12/02/19-12/19/19	6507	01/21/2020	\$36.80
002109	DENISE ROWLAND	MILEAGE 12/02/19-12/19/19	6508	01/21/2020	\$61.60
000438	DOMINOS PIZZA OF WEST PLAINS	POWER HOUR PIZZA	6509	01/21/2020	\$26.46
000438	DOMINOS PIZZA OF WEST PLAINS	BASKETBALL CONCESSIONS PIZZA	6509	01/21/2020	\$38.44
000438	DOMINOS PIZZA OF WEST PLAINS	ADULT WELDING PIZZA	6509	01/21/2020	\$37.47
000438	DOMINOS PIZZA OF WEST PLAINS	XC 15 PIZZAS 12/22	6509	01/21/2020	\$108.04
005432	ERIN L MCBRIDE	MONTHLY MILEAGE	6510	01/21/2020	\$22.00
000509	FASTENAL COMPANY	MAINT/SUPER SPLICER	6511	01/21/2020	\$19.34
000509	FASTENAL COMPANY	ELEM SWING SETS PARTS	6511	01/21/2020	\$33.72
000509	FASTENAL COMPANY	MAINT/LENOX BANDSAW	6511	01/21/2020	\$38.97
000509	FASTENAL COMPANY	HS O&M BATTERIES	6511	01/21/2020	\$39.50
000509	FASTENAL COMPANY	POWERSONIC BATTERY, RAYOVACS	6511	01/21/2020	\$92.00
000509	FASTENAL COMPANY	RAYOVAC AA & AAA BATTERIES	6511	01/21/2020	\$34.00

WEST PLAINS R-VII SCHOOL DISTRICT
ACCOUNTS PAYABLE CHECK REGISTER SUMMARY LISTING

CHECKS ISSUED FOR BOARD APPROVAL

<u>Vendor ID</u>	<u>Vendor Name</u>	<u>Invoice Description</u>	<u>Check #</u>	<u>Check Date</u>	<u>Amount</u>
000509	FASTENAL COMPANY	CR123A BATTERY	6511	01/21/2020	\$3.00
007821	FINISH LINE SCREEN PRINTING	ZIZZER LOGO EMBROIDERED/30 BACKPACKS	6512	01/21/2020	\$300.00
000535	FRANCE FIRE EXTINGUISHER	CHEMICAL SERVICE/BUS	6513	01/21/2020	\$738.00
000535	FRANCE FIRE EXTINGUISHER	DRY CHEMICAL SUPPRESSION SERVICE/AUTOBODY	6513	01/21/2020	\$1,243.00
000535	FRANCE FIRE EXTINGUISHER	SYSTEM SERVICE/SF	6513	01/21/2020	\$664.50
000535	FRANCE FIRE EXTINGUISHER	FIRE SUPPRESSION SERVICE/ELEM	6513	01/21/2020	\$89.50
000535	FRANCE FIRE EXTINGUISHER	FIRE SUPPRESSION SERVICE/MS	6513	01/21/2020	\$89.50
000535	FRANCE FIRE EXTINGUISHER	FIRE SUPPRESSION SERVICE/HS	6513	01/21/2020	\$79.50
000535	FRANCE FIRE EXTINGUISHER	FIRE SUPPRESSION SERVICE/CULINARY ARTS	6513	01/21/2020	\$129.50
002581	GAMMILL SEWING CENTER, LLC	SEWING MACHINE NEEDLES	6514	01/21/2020	\$16.00
007828	GEMCOR, INC.	ADULT FINANCIAL AID BASE FEE	6515	01/21/2020	\$633.33
001640	GREGORY B SIMPKINS	WRESTLING TOURN MILEAGE/CAMDENTON	6516	01/21/2020	\$84.00
001640	GREGORY B SIMPKINS	GIRLS WRESTLING MILEAGE/MTN. HOME	6516	01/21/2020	\$40.00
001640	GREGORY B SIMPKINS	MFCA MTG MEAL REIMBURSEMENT	6516	01/21/2020	\$13.71
000602	GRENNAN COMMUNICATIONS	WT RM FIRE ALARM INSPECTION	6517	01/21/2020	\$140.00
000602	GRENNAN COMMUNICATIONS	VO TECH FIRE ALARM INSPECTION	6517	01/21/2020	\$240.00
000602	GRENNAN COMMUNICATIONS	MONTHLY PHONE AGREEMENT	6517	01/21/2020	\$400.00
000602	GRENNAN COMMUNICATIONS	XC FLDHSE/NEW PHONE, INSTALL 2 LINES	6517	01/21/2020	\$430.00
002994	HERALD PUBLISHING CO	ADULT PROGRAM ADS 10.03, 10.10, 10.17	6518	01/21/2020	\$40.50
003323	HILAND DAIRY	STMNT MILK WT RM	6519	01/21/2020	\$50.74
003323	HILAND DAIRY	STMNT MILK WT RM	6519	01/21/2020	\$58.80
003323	HILAND DAIRY	STMNT MILK WT RM CREDIT	6519	01/21/2020	(\$12.68)
003323	HILAND DAIRY	STMNT MILK WT RM	6519	01/21/2020	\$20.27
003323	HILAND DAIRY	STMNT MILK WT RM CREDIT	6519	01/21/2020	(\$84.56)
003323	HILAND DAIRY	PTO-ICE CREAM FRIDAY	6520	01/21/2020	\$204.96
000660	HILLYARD/SPRINGFIELD	HS/BOWL CLEANER, URINAL SCREENS	6521	01/21/2020	\$608.76
000660	HILLYARD/SPRINGFIELD	EL/AIR FRESHENER, BOWL CLEANER	6521	01/21/2020	\$1,449.45
000660	HILLYARD/SPRINGFIELD	EL/NITRILE GLOVES	6521	01/21/2020	\$264.25
000660	HILLYARD/SPRINGFIELD	SF/ARSENAL, BOWL CLEANER, URINAL SCREEN	6521	01/21/2020	\$947.99

WEST PLAINS R-VII SCHOOL DISTRICT
ACCOUNTS PAYABLE CHECK REGISTER SUMMARY LISTING

CHECKS ISSUED FOR BOARD APPROVAL

<u>Vendor ID</u>	<u>Vendor Name</u>	<u>Invoice Description</u>	<u>Check #</u>	<u>Check Date</u>	<u>Amount</u>
000660	HILLYARD/SPRINGFIELD	SCCC/HEAVY DUTY PADS	6521	01/21/2020	\$53.48
000660	HILLYARD/SPRINGFIELD	EL/AIR FRESHENER	6521	01/21/2020	\$42.09
000660	HILLYARD/SPRINGFIELD	SF/NITRILE GLOVES	6521	01/21/2020	\$59.83
000660	HILLYARD/SPRINGFIELD	MS/DRAIN MAINTAINER, TAKE DOWN, PADS	6521	01/21/2020	\$1,228.04
000660	HILLYARD/SPRINGFIELD	EL/WASTEBASKET	6521	01/21/2020	\$330.25
000664	HIRSCH FEED & FARM SUPPLY	SHANK DRILL BIT	6522	01/21/2020	\$15.99
000664	HIRSCH FEED & FARM SUPPLY	STARTER SWITCH/HS	6522	01/21/2020	\$13.99
000664	HIRSCH FEED & FARM SUPPLY	WIRE BRUSH/CARB CLEANER/HS	6522	01/21/2020	\$8.78
000664	HIRSCH FEED & FARM SUPPLY	HASP/HS	6522	01/21/2020	\$17.38
000664	HIRSCH FEED & FARM SUPPLY	HINGE/HS EXTENSION LADDER	6522	01/21/2020	\$16.15
000664	HIRSCH FEED & FARM SUPPLY	HANDRAL BRKTORB/BRIDGES	6522	01/21/2020	\$47.92
000664	HIRSCH FEED & FARM SUPPLY	REGAL TOOLS RED/GROUNDS	6522	01/21/2020	\$9.97
000664	HIRSCH FEED & FARM SUPPLY	FILLER CAP/FUEL/SOUTHFORK	6522	01/21/2020	\$3.99
000664	HIRSCH FEED & FARM SUPPLY	BLUE V-BELT - AG	6522	01/21/2020	\$10.70
002375	HOLLOWAY DISTRIBUTING, INC.	CONCESSIONS STAND	6523	01/21/2020	\$461.98
000010	HOUGHTON MIFFLIN CO.	HERO ACADEMY, INFACTR RDING SETS, PM	6524	01/21/2020	\$66,490.02
000010	HOUGHTON MIFFLIN CO.	PM READING SETS/MAGENTA-SAPPHIRE	6524	01/21/2020	\$13,619.74
000722	HUMMERT INTERNATIONAL	FLATS, SEEDLING LABELS, PRO-MIX	6525	01/21/2020	\$874.11
007982	INDIAN CREEK MATERIALS LLC	BRIDGES/17.730 TON 1" BASE ROCK 12/27/19	6526	01/21/2020	\$141.84
007982	INDIAN CREEK MATERIALS LLC	BRIDGES/16.78 TON 1" ROAD ROCK 12/12/19	6526	01/21/2020	\$131.72
000757	JACKSON EAGLE PEST MANAGEMENT LLC	HS E WING MONTHLY PEST CONTROL	6527	01/21/2020	\$30.00
000757	JACKSON EAGLE PEST MANAGEMENT LLC	CULINARY ARTS MONTHLY PEST CONTROL	6527	01/21/2020	\$45.00
000757	JACKSON EAGLE PEST MANAGEMENT LLC	HS MONTHLY PEST CONTROL	6527	01/21/2020	\$30.00
000757	JACKSON EAGLE PEST MANAGEMENT LLC	EL MONTHLY PEST CONTROL	6527	01/21/2020	\$30.00
000757	JACKSON EAGLE PEST MANAGEMENT LLC	MS MONTHLY PEST CONTROL	6527	01/21/2020	\$30.00
000757	JACKSON EAGLE PEST MANAGEMENT LLC	SF MONTHLY PEST CONTROL	6527	01/21/2020	\$30.00
007334	JILL PIETROBURGO	MONTHLY MILEAGE	6528	01/21/2020	\$32.00
002791	JIMS ALL PUMP & SEPTICS, LLC	SOUTH FORK 2 LOADS & SLUDGE	6529	01/21/2020	\$750.00
002791	JIMS ALL PUMP & SEPTICS, LLC	SOUTH FORK/MS PUMP	6529	01/21/2020	\$560.00

WEST PLAINS R-VII SCHOOL DISTRICT
ACCOUNTS PAYABLE CHECK REGISTER SUMMARY LISTING

CHECKS ISSUED FOR BOARD APPROVAL

<u>Vendor ID</u>	<u>Vendor Name</u>	<u>Invoice Description</u>	<u>Check #</u>	<u>Check Date</u>	<u>Amount</u>
007894	JONATHAN VALBERT	MILEAGE 12/02/19-12/19/19	6530	01/21/2020	\$122.40
001646	JULIE R WILLIAMS	LEARNING FWD NAT'L CONF/DEC 7-11	6531	01/21/2020	\$163.60
007924	KAPCO BOOK PROTECTION	LIBRARY BOOK COVERS	6532	01/21/2020	\$216.32
002035	KATHY LONG	HB MILEAGE	6533	01/21/2020	\$84.00
002062	KATHY MILLER	HB MILEAGE	6534	01/21/2020	\$100.80
000845	KONE INC.	ELEVATOR MAINT 12/01/19-02/29/20	6535	01/21/2020	\$2,656.08
004358	KRISTEFF GROUP,LLC	BRIDGES/HS E.WING LOCKS, KEYS	6536	01/21/2020	\$1,136.00
004358	KRISTEFF GROUP,LLC	MS/LEVERS, CYL KNOBS SERVICED	6536	01/21/2020	\$440.00
004358	KRISTEFF GROUP,LLC	HS KITCHEN/CODES	6536	01/21/2020	\$57.00
004358	KRISTEFF GROUP,LLC	HS KITCHEN/CODES	6536	01/21/2020	\$67.50
004358	KRISTEFF GROUP,LLC	HS CUSTODIAL CLOSET LEVER, KEYED TO MASTER	6536	01/21/2020	\$154.00
004358	KRISTEFF GROUP,LLC	SOUTH FORK/LOCKS, KEYS SERVICED	6536	01/21/2020	\$340.50
004358	KRISTEFF GROUP,LLC	SCCC/LOCKS CODED, KEYS	6536	01/21/2020	\$38.00
001643	LANA R SNODGRAS	MOSPRA FALL CONF MILEAGE/SPGFLD	6537	01/21/2020	\$88.00
007346	LAUREN TYLER	MILEAGE 12/02/19-12/26/19	6538	01/21/2020	\$74.40
001622	LISA FOX	MONTHLY MILEAGE	6539	01/21/2020	\$228.80
007415	LORI WILSON	MILEAGE/SPFLD BLUE/GOLD & PINK/WH TOURN	6540	01/21/2020	\$88.00
000931	MASA	MO SUPT ACADEMY/LORI WILSON 11/12/19	6541	01/21/2020	\$1,500.00
005080	MATTHEW PERKINS	SWMFCA MEMBERSHIP REIMBURSEMENT	6542	01/21/2020	\$35.00
002787	MEDCO SURGICAL SUPPLY	BBB/GBB ATHL TAPE, NASAL PLUGS, GAUZE, GLO	6543	01/21/2020	\$138.11
005949	MEDICAL WASTE SERVICES	BMW SERVICE FEE ONLY	6544	01/21/2020	\$150.00
000952	MEEKS	BRASS HANDRAIL BRACKET/BRIDGES	6545	01/21/2020	\$71.22
000952	MEEKS	WOOD SCREW/WHITEPINE/SHELF BRIDGES	6545	01/21/2020	\$174.51
000952	MEEKS	WHITEPINE/BRIDGES SHELF	6545	01/21/2020	\$19.17
000952	MEEKS	6X6, HINGES,STEEL DBL BORS/BRIDGES	6545	01/21/2020	\$868.42
000952	MEEKS	BRASS HANDRAIL BRACKET RETURNED/BRIDGES	6545	01/21/2020	(\$39.54)
000952	MEEKS	PILOT BIT/HOLE SAW CARBIDE TIP/BRIDGES	6545	01/21/2020	\$29.48
000952	MEEKS	THERM COVER/BIT SET HVAC	6545	01/21/2020	\$45.68
000952	MEEKS	LIQUID NAILS/HS	6545	01/21/2020	\$7.79

WEST PLAINS R-VII SCHOOL DISTRICT
ACCOUNTS PAYABLE CHECK REGISTER SUMMARY LISTING

CHECKS ISSUED FOR BOARD APPROVAL

<u>Vendor ID</u>	<u>Vendor Name</u>	<u>Invoice Description</u>	<u>Check #</u>	<u>Check Date</u>	<u>Amount</u>
000952	MEEKS	NUTS/BOLTS/SCREWS/WSHERS/HVAC	6545	01/21/2020	\$2.01
000952	MEEKS	SCREWDRIVER/WIRE STRIPPER/PLIERS/MAINT TOOLS	6545	01/21/2020	\$70.96
000952	MEEKS	DIAMOND BLADE	6545	01/21/2020	\$10.49
000952	MEEKS	MORTAR/CAULK ADMIN	6545	01/21/2020	\$19.88
000952	MEEKS	MAGNESIUM FLOAT/MAINT	6545	01/21/2020	\$28.49
000952	MEEKS	WEDGE BOLT/NUTS BOLTS SCREWS/HS LADDER	6545	01/21/2020	\$51.48
000952	MEEKS	SC OAK FLUSH/ELEM	6545	01/21/2020	\$558.00
000952	MEEKS	FOAM BRUSH/STAIN/ELEM	6545	01/21/2020	\$11.87
000952	MEEKS	OAK FLUSH W/GLASS ELEM	6545	01/21/2020	\$558.00
000952	MEEKS	GORILLA TAPE/SUPER FAB COVER HS	6545	01/21/2020	\$15.28
000952	MEEKS	STAPLE GUN/GORILLA TAPE/ELEM	6545	01/21/2020	\$40.97
000952	MEEKS	NUTS/BOLT/SCREWS/WASHERS/HS O&M	6545	01/21/2020	\$19.99
000952	MEEKS	CARPENTER PENCILS	6545	01/21/2020	\$29.25
000952	MEEKS	ECSE/CEILING PANELS	6545	01/21/2020	\$94.24
000952	MEEKS	BRIDGES/NUTS, BOLTS, SCREWS, WASHERS	6545	01/21/2020	\$18.98
000952	MEEKS	ECSE/DYNAFLEX CAULK	6545	01/21/2020	\$25.56
000952	MEEKS	ECSE/DYNAFLEX CAULK	6545	01/21/2020	\$12.78
000954	MEEKS	BRIDGES/WHITEPINE, WALLPLATE, SWITCH, CORD	6547	01/21/2020	\$84.68
000954	MEEKS	DESIGN RM/ROLL KRAFT	6547	01/21/2020	\$203.04
000954	MEEKS	DESIGN RM/WHITEPINE, GLUE, BITS, NUTDRIVER	6547	01/21/2020	\$193.22
000954	MEEKS	DESIGN RM/DRYWALL, ZIP BIT	6547	01/21/2020	\$19.47
000954	MEEKS	DESIGN RM/SHEETROCK	6547	01/21/2020	\$856.55
000954	MEEKS	DESIGN RM/POCKET PLANE, ADHESIVE, SHEETROCK	6547	01/21/2020	\$146.94
000954	MEEKS	DESIGN RM/SHEETROCK, DRYWALL, COMPOUND	6547	01/21/2020	\$616.19
000954	MEEKS	DESIGN RM/TAPING KNIVES, DRYWALL MUD, CORD	6547	01/21/2020	\$135.99
000954	MEEKS	CARPENTRY TOOLS - CIRC SAW	6547	01/21/2020	\$124.99
002048	MELANIE MARTIN	MONTHLY MILEAGE	6548	01/21/2020	\$24.00
001796	METALWELD, INC.	OXYGEN, ELECTRODES, CUT OFF WHEEL, FLAP DISC	6549	01/21/2020	\$332.93
001796	METALWELD, INC.	TORCH, TIG ROD, CARBON ELC	6549	01/21/2020	\$215.70

WEST PLAINS R-VII SCHOOL DISTRICT
ACCOUNTS PAYABLE CHECK REGISTER SUMMARY LISTING

CHECKS ISSUED FOR BOARD APPROVAL

<u>Vendor ID</u>	<u>Vendor Name</u>	<u>Invoice Description</u>	<u>Check #</u>	<u>Check Date</u>	<u>Amount</u>
001796	METALWELD, INC.	ARGON, OXYGEN, ELECTRODES, FLAP DISC, TUNGS	6549	01/21/2020	\$390.74
001796	METALWELD, INC.	OXYGEN, ARGON	6549	01/21/2020	\$142.31
001796	METALWELD, INC.	STEEL RODS	6549	01/21/2020	\$29.90
001796	METALWELD, INC.	CYLINDER RENT - AG	6549	01/21/2020	\$59.36
000967	MFA OIL - WEST PLAINS 1118	SF PROPANE DELIVERY 12/19/19	6550	01/21/2020	\$1,038.60
002061	MICHELLE MILLER	SCREEN & MATERIALS RENTED FOR MTG	6551	01/21/2020	\$15.60
000975	MICKES O`TOOLE, LLC	PROFESSIONAL SERVICES	6552	01/21/2020	\$632.50
005975	MIDWEST BUS SALES, INC.	BUS SHOP/SYNTEC BACK PAD FOAM	6553	01/21/2020	\$326.48
001014	MISSOURI DEPT OF NATURAL RESOURCES	PERMIT #MO0126535 SOUTH FORK ELEM	6554	01/21/2020	\$150.00
000990	MISSOURI FFA ASSOCIATION	ALUMNI STATE & NATIONAL DUES	6555	01/21/2020	\$150.00
000990	MISSOURI FFA ASSOCIATION	FFA MEMBERSHIP DUES	6556	01/21/2020	\$182.00
003819	MONTY`S CLOTHING	BASEBALL HATS X84	6557	01/21/2020	\$1,152.00
001048	MSBA	MO HEALTHNET REMITTANCE 12/06/2019	6558	01/21/2020	\$301.70
001048	MSBA	MO HEALTHNET REMITTANCE/BILL BACK	6558	01/21/2020	\$440.06
001052	MSHSAA	WRESTLING REOPEN RULES/REVIEW	6559	01/21/2020	\$50.00
001741	MSU/SOUTHWEST RPDC	TRANSITION ACADEMY/M.MARTIN, S.BARKER	6560	01/21/2020	\$100.00
001055	MSU	DYSLEXIA TRNING/J.RECORD 11/01/19	6561	01/21/2020	\$115.00
001055	MSU	DISCIPLINE/M.ORCHARD 12/04/19	6561	01/21/2020	\$50.00
001086	NATIONAL FFA ORGANIZA.	MENS TAILORED JACKET	6562	01/21/2020	\$99.00
002384	NEWBERRY AUTO SALES	ROOF ACCESS LADDER/GLOVES, 4X8 #9 EXP	6563	01/21/2020	\$75.50
002384	NEWBERRY AUTO SALES	MAINT/WELDING ROD	6563	01/21/2020	\$12.95
002384	NEWBERRY AUTO SALES	ROOF ACCESS LADDER/1X1 1/8 ANGLE	6563	01/21/2020	\$39.20
006082	NICK`S DRAIN & SEWER CLEANING	HS DRAIN AREA/UNPLUGGED SEWER DRAIN	6564	01/21/2020	\$425.00
007511	NICOLE MARTINEZ	MONTHLY MILEAGE	6565	01/21/2020	\$14.00
007511	NICOLE MARTINEZ	MONTHLY MILEAGE	6565	01/21/2020	\$14.40
001104	NORMAN ORR OFFICE SUPPLY	DRY ERASE MARKERS, TAPE, STAPLER	6566	01/21/2020	\$158.69
001104	NORMAN ORR OFFICE SUPPLY	LAMINATING POUCHES	6566	01/21/2020	\$34.55
001104	NORMAN ORR OFFICE SUPPLY	ELEM OFFICE SUPPLIES	6566	01/21/2020	\$44.49
001104	NORMAN ORR OFFICE SUPPLY	NAME PLATE/WHEELER	6566	01/21/2020	\$13.50

WEST PLAINS R-VII SCHOOL DISTRICT
ACCOUNTS PAYABLE CHECK REGISTER SUMMARY LISTING

CHECKS ISSUED FOR BOARD APPROVAL

<u>Vendor ID</u>	<u>Vendor Name</u>	<u>Invoice Description</u>	<u>Check #</u>	<u>Check Date</u>	<u>Amount</u>
001104	NORMAN ORR OFFICE SUPPLY	TONERS - COTTER	6566	01/21/2020	\$425.03
001580	OPAA FOOD MANAGEMENT INC.	VETERAN'S DAY BREAKFAST 11/11/19	6567	01/21/2020	\$660.00
001580	OPAA FOOD MANAGEMENT INC.	MONTHLY CONTRACT FOOD SERVICES	6567	01/21/2020	\$81,313.86
001580	OPAA FOOD MANAGEMENT INC.	MONTHLY CONTRACT SERVICES/COMMODITY	6567	01/21/2020	(\$3,622.12)
001129	OREILLY AUTOMOTIVE	BRAKE FLD/PS FLUID/GLVES BUS SHOP	6568	01/21/2020	\$230.19
001129	OREILLY AUTOMOTIVE	HEATER HOSE/VBELT/WIPERBLADES/BUS BARN	6568	01/21/2020	\$93.65
001129	OREILLY AUTOMOTIVE	MICRO V BELT/BUS 6	6568	01/21/2020	\$19.41
001129	OREILLY AUTOMOTIVE	WIPERBLADES/PENETRNT/BUS BARN	6568	01/21/2020	\$11.95
001129	OREILLY AUTOMOTIVE	SPRAY PAINT/GROUNDS	6568	01/21/2020	\$15.98
001129	OREILLY AUTOMOTIVE	GSK MATERIAL/SF	6568	01/21/2020	\$6.89
001129	OREILLY AUTOMOTIVE	TAIL LAMP	6568	01/21/2020	\$72.12
001130	OREILLY AUTOMOTIVE	HAND CLEANER - AUTO SHOP	6569	01/21/2020	\$14.59
001130	OREILLY AUTOMOTIVE	RING TERMINAL - AUTO SHOP	6569	01/21/2020	\$3.23
001130	OREILLY AUTOMOTIVE	RING TERMINAL - AUTO SHOP	6569	01/21/2020	\$3.23
001130	OREILLY AUTOMOTIVE	BATTERY	6569	01/21/2020	\$132.54
001130	OREILLY AUTOMOTIVE	WHL BRG	6569	01/21/2020	\$55.67
001130	OREILLY AUTOMOTIVE	FUEL HOSE	6569	01/21/2020	\$20.28
001130	OREILLY AUTOMOTIVE	IGN WIRE SET & BRAKE SHOES	6569	01/21/2020	\$111.90
001130	OREILLY AUTOMOTIVE	PULLEY	6569	01/21/2020	\$18.12
001130	OREILLY AUTOMOTIVE	IDLER PULLEY	6569	01/21/2020	\$25.88
001130	OREILLY AUTOMOTIVE	FLASHER	6569	01/21/2020	\$17.46
001130	OREILLY AUTOMOTIVE	8 AMP EURO FU & 16 AMP EURO F	6569	01/21/2020	\$7.55
001130	OREILLY AUTOMOTIVE	BRAKE HOSE, BALL JOINT, PITMAN ARM, ETC.	6569	01/21/2020	\$290.80
001130	OREILLY AUTOMOTIVE	CTRL ARM ASY & BALL JOINT	6569	01/21/2020	\$283.00
001131	OREILLY AUTOMOTIVE	AUTO MECH - TRANS FLUID	6570	01/21/2020	\$23.78
001131	OREILLY AUTOMOTIVE	DISC PAD SET, BRAKE ROTOR	6570	01/21/2020	\$118.97
001131	OREILLY AUTOMOTIVE	MINI BULB	6570	01/21/2020	\$5.66
001131	OREILLY AUTOMOTIVE	CUT-OFF WHEEL	6570	01/21/2020	\$11.32
001131	OREILLY AUTOMOTIVE	OIL FILTER, OIL	6570	01/21/2020	\$26.14

WEST PLAINS R-VII SCHOOL DISTRICT
ACCOUNTS PAYABLE CHECK REGISTER SUMMARY LISTING

CHECKS ISSUED FOR BOARD APPROVAL

<u>Vendor ID</u>	<u>Vendor Name</u>	<u>Invoice Description</u>	<u>Check #</u>	<u>Check Date</u>	<u>Amount</u>
001136	OZARK AWARDS COMPANY	BSWIM BANQUET PLAQUES/PLATES	6571	01/21/2020	\$220.50
001136	OZARK AWARDS COMPANY	SURG TECH, PN AWARDS	6571	01/21/2020	\$130.40
001136	OZARK AWARDS COMPANY	FB BANQUET/CAPT, HUSTLE, HITTER, HEART, ETC.	6571	01/21/2020	\$109.65
001136	OZARK AWARDS COMPANY	FB 1ST TEAM/2ND TEAM, HON MENT, PLAQUES X15	6571	01/21/2020	\$127.50
001136	OZARK AWARDS COMPANY	FB BANQUET RECORD BREAKER AWARDS X2	6571	01/21/2020	\$36.00
008047	OZARKS FAMILY YMCA	SWIM MEET/PRACTICE USE OF FACILITY	6572	01/21/2020	\$145.00
001141	OZARKS MEDICAL CENTER	NOVEMBER 2019 OT/PT/SP SERVICES	6573	01/21/2020	\$2,975.00
001141	OZARKS MEDICAL CENTER	NOVEMBER 2019 OT/PT/SP SERVICES	6573	01/21/2020	\$2,329.00
001141	OZARKS MEDICAL CENTER	NOVEMBER 2019 OT/PT/SP SERVICES	6573	01/21/2020	\$4,522.00
001141	OZARKS MEDICAL CENTER	NOVEMBER 2019 OT/PT/SP SERVICES	6573	01/21/2020	\$8,670.00
001141	OZARKS MEDICAL CENTER	NOVEMBER 2019 OT/PT/SP SERVICES	6573	01/21/2020	\$2,159.00
001141	OZARKS MEDICAL CENTER	NOVEMBER 2019 OT/PT/SP SERVICES	6573	01/21/2020	\$4,046.00
001141	OZARKS MEDICAL CENTER	NOVEMBER 2019 OT/PT/SP SERVICES	6573	01/21/2020	\$799.00
001141	OZARKS MEDICAL CENTER	NOVEMBER 2019 OT/PT/SP SERVICES	6573	01/21/2020	\$1,547.00
001141	OZARKS MEDICAL CENTER	NOVEMBER 2019 OT/PT/SP SERVICES	6573	01/21/2020	\$85.00
001141	OZARKS MEDICAL CENTER	NOVEMBER 2019 OT/PT/SP SERVICES	6573	01/21/2020	\$1,768.00
001141	OZARKS MEDICAL CENTER	NOVEMBER 2019 OT/PT/SP SERVICES	6573	01/21/2020	\$952.00
001149	PARCEL EXPRESS	SHIPPING GBB SHOES	6574	01/21/2020	\$25.44
004975	PATRICIA RODRIGUEZ	MILEAGE 12/02/19-12/20/19	6575	01/21/2020	\$35.20
000055	PEARSON EDUCATION	HUMAN ANATOMY & PHYSIOLOGY 11E	6576	01/21/2020	\$390.49
001168	PEPSI MIDAMERICA	STUCO CONCESSION DRINKS	6577	01/21/2020	\$828.50
001168	PEPSI MIDAMERICA	STUCO CONCESSION DRINKS	6577	01/21/2020	\$52.00
004944	PHILLIPS MEDIA GROUP LLC	BIDS NOTICE/HANDICAP BUS	6578	01/21/2020	\$72.00
004944	PHILLIPS MEDIA GROUP LLC	STATEMENT OF REVENUE	6578	01/21/2020	\$312.38
004944	PHILLIPS MEDIA GROUP LLC	PUBLIC NOTICE FILING SCHOOL BOARD	6578	01/21/2020	\$95.50
001179	PITNEY BOWES	POSTAGE METER REFILL	6579	01/21/2020	\$3,000.00
001180	PITNEY BOWES	QRTLY LEASE 09/30/19-12/29/19	6580	01/21/2020	\$948.00
001201	PRUETT HOME IMPROVEMENTS INC.	MAINT/16"CV ALUM SFT, BRONZE	6581	01/21/2020	\$23.66
004701	QUANNA HAFER	YOUTH VOLLEYBALL	6582	01/21/2020	\$615.00

WEST PLAINS R-VII SCHOOL DISTRICT
ACCOUNTS PAYABLE CHECK REGISTER SUMMARY LISTING

CHECKS ISSUED FOR BOARD APPROVAL

<u>Vendor ID</u>	<u>Vendor Name</u>	<u>Invoice Description</u>	<u>Check #</u>	<u>Check Date</u>	<u>Amount</u>
004020	R.P.LUMBER CO.,INC.	CONSTRUCTION ADHS/ADMIN	6583	01/21/2020	\$4.99
004020	R.P.LUMBER CO.,INC.	MORTAR MIX	6583	01/21/2020	\$6.49
004020	R.P.LUMBER CO.,INC.	PREMIX MORTAR/BLOCK AT HS	6583	01/21/2020	\$19.47
004020	R.P.LUMBER CO.,INC.	PREMIX MORTAR/ADMIN	6583	01/21/2020	\$6.49
004020	R.P.LUMBER CO.,INC.	ORB HANDRAIL BRACKET/BRIDGES	6583	01/21/2020	\$21.96
004020	R.P.LUMBER CO.,INC.	SILCONE SEALANT/DUCT TAPE/STAPLE/	6583	01/21/2020	\$27.95
004020	R.P.LUMBER CO.,INC.	ASPHALT JOINT/BRIDGES HANDICAP RAMP	6583	01/21/2020	\$10.47
005736	REBECCA ROMINE	VISION IMPAIRMENT INSTRUCTION/COLLABORATION	6584	01/21/2020	\$88.00
001244	REGION 9 FCCLA	STAR EVENT REGISTRATION WEST PLAINS HS	6585	01/21/2020	\$250.00
005286	RENTAL SUPPLY - WEST PLAINS	DUMP TRAILER RENTAL	6586	01/21/2020	\$125.00
005286	RENTAL SUPPLY - WEST PLAINS	WALKBEHIND UNIT RENTAL	6586	01/21/2020	\$60.00
005286	RENTAL SUPPLY - WEST PLAINS	EL/SCISSOR UNIT RENTAL	6586	01/21/2020	\$375.00
005286	RENTAL SUPPLY - WEST PLAINS	WALBEHIND UNIT RENTAL	6586	01/21/2020	\$38.00
005286	RENTAL SUPPLY - WEST PLAINS	HS DRAIN AREA/MINI EXCAVATOR RENTAL	6586	01/21/2020	\$857.02
005286	RENTAL SUPPLY - WEST PLAINS	HS DRAIN AREA/WALKBEHIND UNIT RENTAL	6586	01/21/2020	\$60.00
005286	RENTAL SUPPLY - WEST PLAINS	ECSE SEWER SNAKE RENTAL	6586	01/21/2020	\$40.00
005286	RENTAL SUPPLY - WEST PLAINS	DIST/STUMP GRINDER RENTAL	6586	01/21/2020	\$165.00
007646	RICHARD FORSHEE	BOYS BASKETBALL FAMILY MEAL	6587	01/21/2020	\$142.47
004652	RICHARDS EXCAVATING	BASE ROCK HAUL/HAUL OFF STUMP	6588	01/21/2020	\$290.42
004652	RICHARDS EXCAVATING	ROAD ROCK HAUL	6588	01/21/2020	\$85.60
000736	RICOH USA,INC.	ADD'L COPY 12/12/19-01/11/20	6589	01/21/2020	\$432.24
005490	RONALD D. DAWSON	CONTAINER RENT - DEC	6590	01/21/2020	\$100.00
006103	RYAN CALDWELL	MILEAGE 12/02/19-12/19/19	6591	01/21/2020	\$144.00
005976	RYAN T SMITH	DECEMBER GWIM MILEAGE 12/02/19-12/31/19	6592	01/21/2020	\$218.00
007980	SANTANA FRENCH	MILEAGE 12/02/19-12/20/19	6593	01/21/2020	\$52.00
003036	SCHOOL HEALTH CORPORATION	CABINET AED WALL MOUNT W/O ALARM	6594	01/21/2020	\$194.34
001309	SCHWEGMAN OFFICE SUPPLY	11X17 PAPER - CREATIVE DESIGN	6595	01/21/2020	\$104.34
001309	SCHWEGMAN OFFICE SUPPLY	RED PAPER	6595	01/21/2020	\$109.90
001309	SCHWEGMAN OFFICE SUPPLY	XC TONER	6595	01/21/2020	\$99.99

WEST PLAINS R-VII SCHOOL DISTRICT
ACCOUNTS PAYABLE CHECK REGISTER SUMMARY LISTING

CHECKS ISSUED FOR BOARD APPROVAL

<u>Vendor ID</u>	<u>Vendor Name</u>	<u>Invoice Description</u>	<u>Check #</u>	<u>Check Date</u>	<u>Amount</u>
001309	SCHWEGMAN OFFICE SUPPLY	TONER AND DESK CALENDARS	6595	01/21/2020	\$56.72
001309	SCHWEGMAN OFFICE SUPPLY	BBB TICKETS GAME @ WPCC	6595	01/21/2020	\$9.03
001309	SCHWEGMAN OFFICE SUPPLY	TONER - WELDING CLASS	6595	01/21/2020	\$81.99
000652	SCREENSHOTS PRINTING & DESIGN	BRIDGES/METAL SIGN, DECALS	6596	01/21/2020	\$344.80
002524	SEITZ FUNDRAISING	FFA FUNDRAISER - SEASONINGS	6597	01/21/2020	\$396.00
002524	SEITZ FUNDRAISING	FFA FUNDRAISER - MEAT, COOKIES, SEASONINGS	6597	01/21/2020	\$8,893.27
001626	SETH A HUDDLESTON	MONTHLY MILEAGE	6598	01/21/2020	\$160.00
001833	SGC FOODSERVICE	SF/FOAMWARE, PLASTICWARE	6599	01/21/2020	\$27.96
001833	SGC FOODSERVICE	MS/FOAMWARE, PLASTICWARE	6599	01/21/2020	\$115.40
001833	SGC FOODSERVICE	HS/RETURNED ITEMS	6599	01/21/2020	(\$35.40)
001833	SGC FOODSERVICE	HS/FOAMWARE, PLASTICWARE	6599	01/21/2020	\$89.84
001833	SGC FOODSERVICE	EL/FOAMWARE, PLASTICWARE, BAGS	6599	01/21/2020	\$292.38
001833	SGC FOODSERVICE	MS/FOAMWARE, PLASTICWARE	6599	01/21/2020	\$88.24
001833	SGC FOODSERVICE	SF/FOAMWARE, PLASTICWARE	6599	01/21/2020	\$31.54
001833	SGC FOODSERVICE	HS/FOAMWARE, PLASTICWARE	6599	01/21/2020	\$122.60
001833	SGC FOODSERVICE	EL/FOAMWARE, PLASTICWARE, BAGS	6599	01/21/2020	\$254.71
001833	SGC FOODSERVICE	EL/FOAMWARE, PLASTICWARE, BAGS	6599	01/21/2020	\$115.78
001327	SHERWIN WILLIAMS	PAINT/WHTE RAGS/POLY KNIT/BRIDGES	6600	01/21/2020	\$58.49
001327	SHERWIN WILLIAMS	POLY KNIT/HS	6600	01/21/2020	\$8.82
005340	SHI INTERNATIONAL CORP	SFP SETUP AND MODULE	6601	01/21/2020	\$4,980.00
001343	SKEETER KELL SPORTING	BBB 3XL HOODIE, YTH HOODIE	6602	01/21/2020	\$78.00
001343	SKEETER KELL SPORTING	GBB SHOES X3	6602	01/21/2020	\$250.00
001343	SKEETER KELL SPORTING	GBB SHOES X4	6602	01/21/2020	\$335.00
001343	SKEETER KELL SPORTING	GBB SHOES X4	6602	01/21/2020	\$332.00
001343	SKEETER KELL SPORTING	BBB REV JRS 2XL	6602	01/21/2020	\$38.00
003413	SMC SPRINGFIELD	HS GYM CAMERA REMODEL	6603	01/21/2020	\$2,642.60
003413	SMC SPRINGFIELD	HS GYM CAMERA REMODEL	6603	01/21/2020	(\$277.00)
003413	SMC SPRINGFIELD	HS GYM CAMERA REMODEL	6603	01/21/2020	\$112.20
004833	SOLUTION TREE	SPD001 PD DEPOSIT/M.MAFFONI WRKSH	6604	01/21/2020	\$1,300.00

WEST PLAINS R-VII SCHOOL DISTRICT
ACCOUNTS PAYABLE CHECK REGISTER SUMMARY LISTING

CHECKS ISSUED FOR BOARD APPROVAL

<u>Vendor ID</u>	<u>Vendor Name</u>	<u>Invoice Description</u>	<u>Check #</u>	<u>Check Date</u>	<u>Amount</u>
004833	SOLUTION TREE	SPD501 PROF DEV PLC AT WORK	6604	01/21/2020	\$5,200.00
001354	SOUTH HOWELL COUNTY AMBULANCE	FOOTBALL STANDBY	6605	01/21/2020	\$1,000.00
001895	STEPHANIE DOW	MONTHLY MILEAGE	6606	01/21/2020	\$36.00
001412	STEWART-MORRISON REDIMIX	BRIDGES/HANDICAP RAMP PAD/STEP	6607	01/21/2020	\$501.50
001412	STEWART-MORRISON REDIMIX	HS DRAINAGE AREA/STORM DRAIN, SHORT LOAD	6607	01/21/2020	\$187.50
001412	STEWART-MORRISON REDIMIX	SOUTH FORK BROOM FINISH, FIBER MESH	6607	01/21/2020	\$479.00
001412	STEWART-MORRISON REDIMIX	HS DRAINAGE AREA/CONCRETE	6607	01/21/2020	\$276.00
007632	STILES ROOFING, INC.	SOUTH FORK/MS MISC REPAIRS	6608	01/21/2020	\$2,815.65
001849	SUSAN CARTER	MEALS/BETA, SP&DEB BUS TRIP	6609	01/21/2020	\$42.71
004122	SYSCO KANSAS CITY	CULINARY CATERING-SOUR CREAM, SUGAR, COFFEE	6610	01/21/2020	\$519.14
001723	T&T GLASS, LLC	ADMIN L.BOYER DOOR & INSTALLATION	6611	01/21/2020	\$6,151.38
002196	TEDDY L WILKENING	4/4 SELECT WALNUT @\$3.50 BD FT X167	6612	01/21/2020	\$584.50
004420	THE LINCOLN ELECTRIC COMPANY	OVER THE GLASSES SAFETY GLASSES	6613	01/21/2020	\$82.34
001405	THE STEEL YARD INC	ANGLE IRON	6614	01/21/2020	\$71.89
001405	THE STEEL YARD INC	WELDING SHOP PROJ/ANGLE, FLAT BARS, REBAR	6614	01/21/2020	\$355.90
001405	THE STEEL YARD INC	ALUM SHEET	6614	01/21/2020	\$183.59
001450	TRASHWAGON EXPRESS	SOUTH FORK REFUSE PICKUP	6615	01/21/2020	\$362.00
001461	UMB BANK N.A.	LEASE CERTIFICATE SERIES 2012	6616	01/21/2020	\$166,838.73
001461	UMB BANK N.A.	LEASE CERTIFICATE SERIES 2013	6617	01/21/2020	\$698,314.99
001461	UMB BANK N.A.	LEASE CERTIFICATE SERIES 2014 INTEREST	6618	01/21/2020	\$13,401.82
005520	UNBOUND MEDICINE,INC.	NURSING CENTRAL FOR MOBILE+WEB	6619	01/21/2020	\$4,583.04
002306	WEST PLAINS BEVERAGE DIST. CO.	SPED OFFICE 5 GAL WATER X1	6620	01/21/2020	\$8.75
002306	WEST PLAINS BEVERAGE DIST. CO.	SPED OFFICE 5 GAL WATER X4	6620	01/21/2020	\$42.00
002306	WEST PLAINS BEVERAGE DIST. CO.	HS 5 GAL WATER X2	6620	01/21/2020	\$17.50
001512	WEST PLAINS ELECTRIC SUPPLY,INC	BLANK COVER, CONDUIT NIPPLE,LOCKNUT/SF	6621	01/21/2020	\$4.33
001512	WEST PLAINS ELECTRIC SUPPLY,INC	CONDUIT/WASHER/SUPPLIES/PAINTBOOTH SCC	6621	01/21/2020	\$183.66
001512	WEST PLAINS ELECTRIC SUPPLY,INC	90 DEGREE ELBOW/PAINT BOOTH SCCC	6621	01/21/2020	\$24.30
001512	WEST PLAINS ELECTRIC SUPPLY,INC	STEEL BODY COVER/GASKET/PAINTBOOTH SCCC	6621	01/21/2020	\$42.38
001512	WEST PLAINS ELECTRIC SUPPLY,INC	RETURNED CONNECTORS/PAINT BOOTH/SCCC	6621	01/21/2020	(\$11.23)

WEST PLAINS R-VII SCHOOL DISTRICT
ACCOUNTS PAYABLE CHECK REGISTER SUMMARY LISTING

CHECKS ISSUED FOR BOARD APPROVAL

<u>Vendor ID</u>	<u>Vendor Name</u>	<u>Invoice Description</u>	<u>Check #</u>	<u>Check Date</u>	<u>Amount</u>
001512	WEST PLAINS ELECTRIC SUPPLY,INC	COMM GRD SW/HS	6621	01/21/2020	\$3.51
001512	WEST PLAINS ELECTRIC SUPPLY,INC	SCCC PAINT BOOTH SUPPLIES	6621	01/21/2020	\$89.96
001512	WEST PLAINS ELECTRIC SUPPLY,INC	SCCC PAINT BOOTH SUPPLIES	6621	01/21/2020	\$165.21
001512	WEST PLAINS ELECTRIC SUPPLY,INC	SCCC PAINT BOOTH SUPPLIES	6621	01/21/2020	\$96.22
001825	WEST PLAINS OCCUPATIONAL	RANDOM STUDENT DRUG TESTS/BUS DOT	6622	01/21/2020	\$500.00
001825	WEST PLAINS OCCUPATIONAL	STUDENT RANDOM DRUG TESTS/BUS DOT,PHYSICALS	6622	01/21/2020	\$465.00
001523	WEST PLAINS POSEY PATCH	VETERAN'S DAY WREATH	6623	01/21/2020	\$60.00
001524	WEST PLAINS PROPANE INC.	12/30/19 UNLEADED 2846.5 GALS @\$1.85	6624	01/21/2020	\$5,752.78
001524	WEST PLAINS PROPANE INC.	HS/PROPANE	6624	01/21/2020	\$32.00
001524	WEST PLAINS PROPANE INC.	ROAD DIESEL 7286.00 GALS \$2.13500 12/30/19	6624	01/21/2020	\$16,794.23
001533	WEST PLAINS WINSUPPLY	MIC PLEATED FILTERS/SF	6625	01/21/2020	\$106.80
004069	WESTLAKE ACE HARDWARE	BULK FASTENERS	6626	01/21/2020	\$14.99
004069	WESTLAKE ACE HARDWARE	WIRE TIE RE-BAR/MS	6626	01/21/2020	\$6.59
004069	WESTLAKE ACE HARDWARE	CONST ADHESIVE/CAULKKEEPER CAPS/HS	6626	01/21/2020	\$25.56
004069	WESTLAKE ACE HARDWARE	WOOD GLUE/LIQ NAILS/ELEM PROJ SCREENS	6626	01/21/2020	\$21.97
004069	WESTLAKE ACE HARDWARE	DROPCLOTH/POCKET HOLE SCREW/ELEM PROJ SCREW	6626	01/21/2020	\$23.35
004069	WESTLAKE ACE HARDWARE	DUCT TAPE/BULK FASTENERS/MS	6626	01/21/2020	\$56.47
004069	WESTLAKE ACE HARDWARE	AIR FILTERS/SCCC	6626	01/21/2020	\$23.98
004069	WESTLAKE ACE HARDWARE	NIPPLE/ELBOWS/SCCC AUTOTECH	6626	01/21/2020	\$42.08
004069	WESTLAKE ACE HARDWARE	CERAMIC HEATERS/ADMIN OFFICES	6626	01/21/2020	\$179.97
004069	WESTLAKE ACE HARDWARE	20V MAX ATMC BL HMRD/ELEM	6626	01/21/2020	\$89.99
002480	WOLTERS KLUWER HEALTH	MED/SURG NURSING TEXTBOOKS X32	6627	01/21/2020	\$15,171.24
002480	WOLTERS KLUWER HEALTH	REFUND FOR MISPRICED INV	6627	01/21/2020	(\$15,621.48)
002480	WOLTERS KLUWER HEALTH	TEXTBOOKS	6627	01/21/2020	\$15,621.48
001551	XEROX CORPORATION	ADMIN 8TB-585955 BASE/EXTRA DEC 2019	6628	01/21/2020	\$459.96
005930	YOLANDA STURROCK	MILEAGE 09/13/19-12/18/19	6629	01/21/2020	\$32.80

Total Amount Reported For Board Approval:

\$1,449,485.25

REVENUES & EXPENDITURES

This report includes the month of December.

Printed On: January 15, 2020

	2020 Budget	2019 Budget	Thru DEC 2020	Thru DEC 2019	Thru DEC 2018	2019 Total	2018 Total		2019 % of Actual through DEC	2018 % of Actual through DEC
Revenue	30,195,255	29,812,512	10,107,485	11,297,318	9,438,610	29,760,014	24,275,889		38.0	38.9
Expense	30,215,525	30,509,661	12,738,433	12,342,324	11,306,716	29,765,223	29,003,394		41.5	39.0
Total	-20,270	-697,149				-5,209	-4,727,505			

Total Revenue

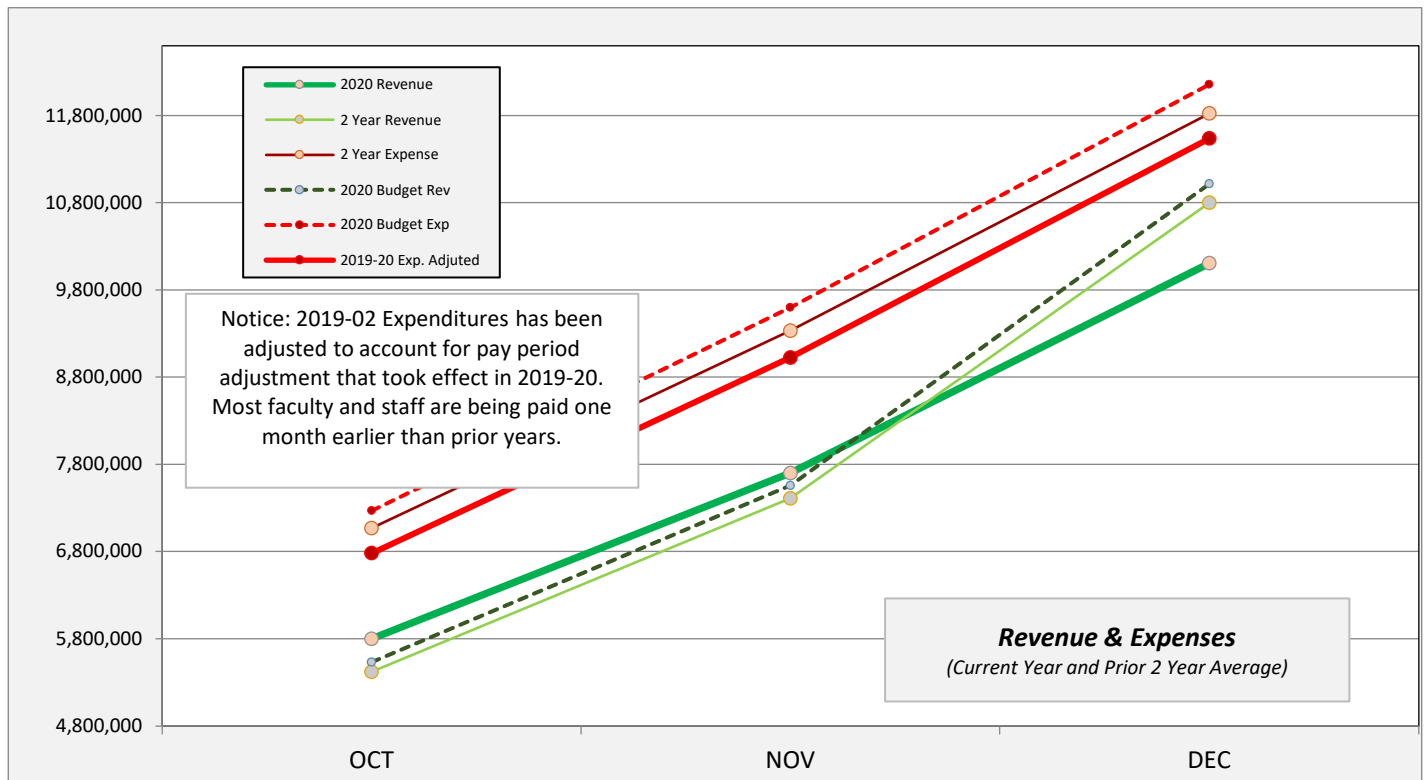
	JUL	AUG	SEP	OCT	NOV	DEC	JAN	FEB	MAR	APR	MAY	JUN
2019-20	1,370,388	2,530,902	3,913,140	5,801,130	7,700,223	10,107,485						
2018-19	1,057,293	2,783,494	4,260,566	5,916,294	7,547,957	11,297,318	17,172,700	19,238,138	22,039,454	24,594,190	27,251,214	29,760,014
2017-18	885,574	2,121,597	3,487,888	4,930,855	7,273,769	10,303,183	17,520,397	19,986,375	22,195,790	24,257,518	26,796,316	29,444,550
2016-17	903,105	2,038,901	3,197,474	4,448,429	6,781,961	9,341,748	16,228,203	19,039,250	21,209,072	23,126,747	25,402,018	27,691,348

Total Expenditures

	JUL	AUG	SEP	OCT	NOV	DEC	JAN	FEB	MAR	APR	MAY	JUN
2019-20	1,249,238	3,358,780	5,902,350	7,982,502	10,226,413	12,738,433						
2018-19	1,331,243	2,324,488	4,870,514	7,376,783	9,752,119	12,342,324	15,434,634	17,601,400	19,745,762	21,891,212	24,203,899	29,765,223
2017-18	1,017,559	2,212,967	4,461,434	6,762,530	8,919,132	11,306,716	13,518,567	16,422,724	18,572,055	21,018,574	23,483,435	29,003,394
2016-17	1,193,003	2,116,414	4,490,421	6,859,756	8,976,765	11,458,556	14,561,640	16,501,233	18,521,355	20,579,588	22,635,072	27,348,528

Revenues less Expenditures

	JUL	AUG	SEP	OCT	NOV	DEC	JAN	FEB	MAR	APR	MAY	JUN
2019-20	121,150	-827,879	-1,989,211	-2,181,373	-2,526,191	-2,630,948						
2018-19	-273,949	459,006	-609,948	-1,460,488	-2,204,162	-1,045,006	1,738,066	1,636,738	2,293,692	2,702,977	3,047,315	-5,209
2017-18	-131,985	-91,371	-973,546	-1,831,676	-1,645,363	-1,003,533	4,001,830	3,563,650	3,623,735	3,238,944	3,312,881	441,157
2016-17	-289,898	-77,512	-1,292,947	-2,411,327	-2,194,805	-2,116,808	1,666,563	2,538,017	2,687,717	2,547,159	2,766,946	342,821



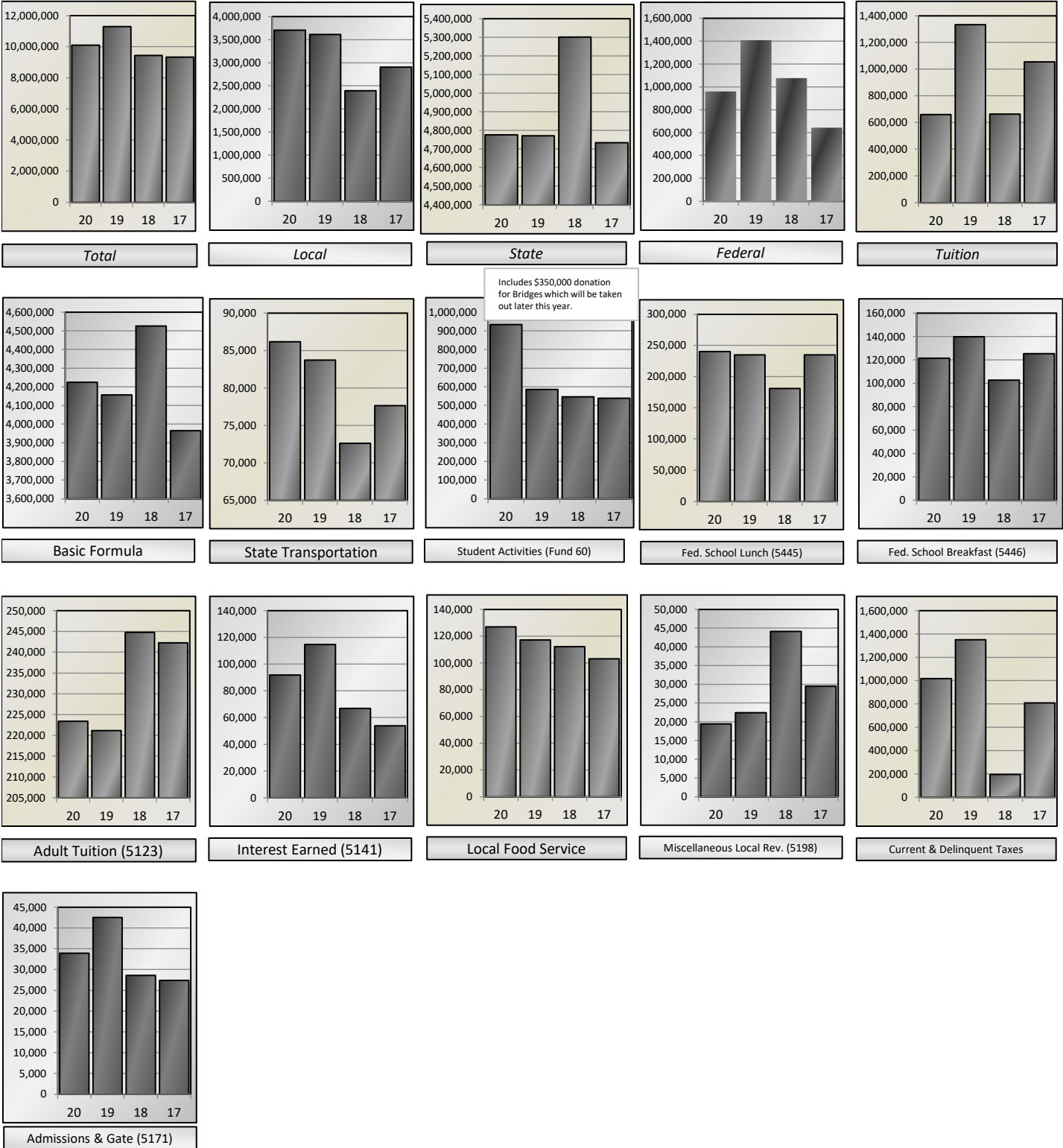
GRAPHICAL REVENUE DATA

This report includes the month of December.

Printed On:

January 15, 2020

4 YEAR REVENUE COMPARISON THROUGH THE MONTH OF DECEMBER



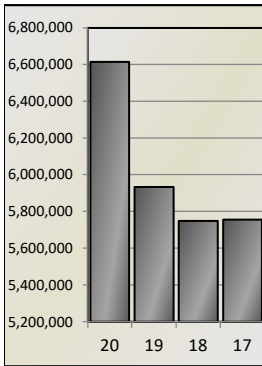
GRAPHICAL EXPENDITURE DATA

This report includes the month of December.

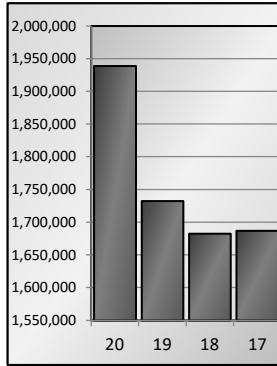
Printed On:

January 15, 2020

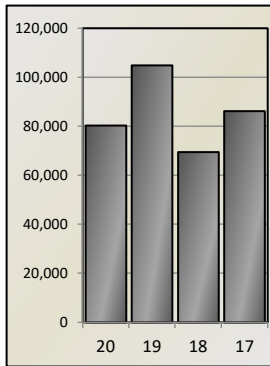
4 YEAR EXPENDITURE COMPARISON THROUGH THE MONTH OF DECEMBER



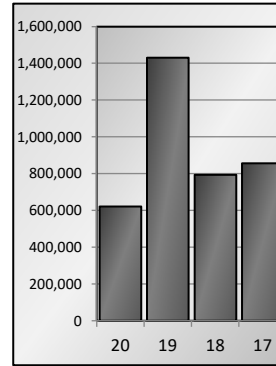
All Salaries 61xx



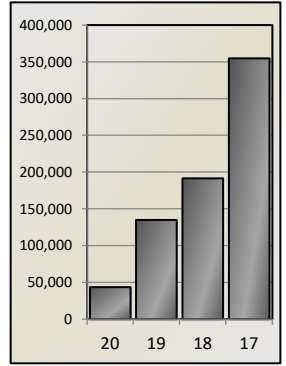
All Benefits 62xx



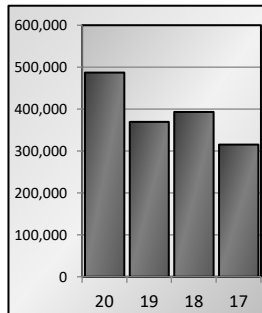
Total Subs (6121 & 6153)



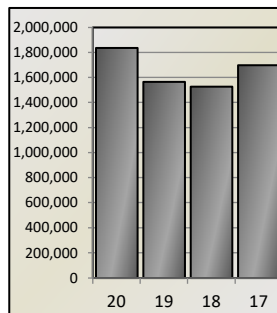
Capitol (4)



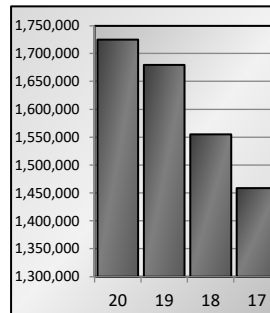
Text Books (6431)



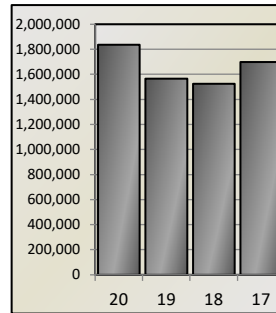
Student Activities (6)



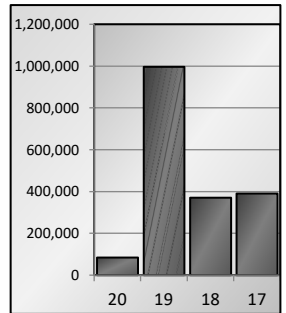
Supplies (64xx)



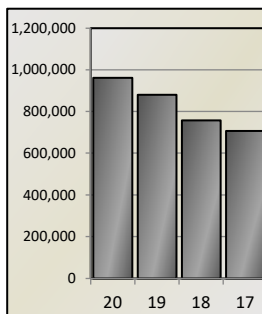
Purchased Services (63xx)



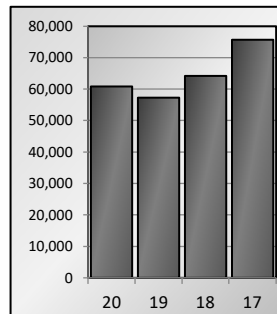
Supplies (64xx)



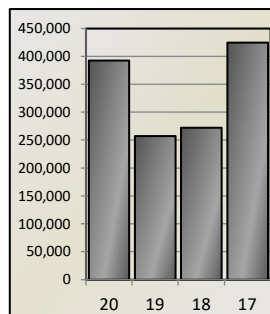
Facilities



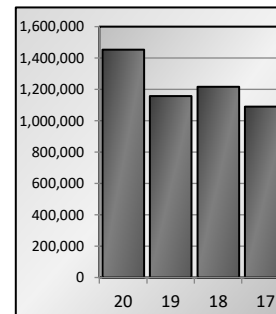
OM Building Upkeep (2542)



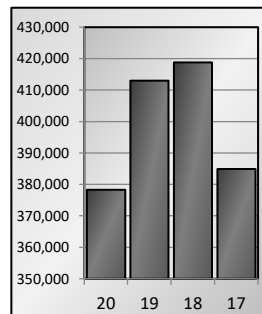
Lease Purchase Payment



Title I (1251)



Elem & SF (1111)



Food Service (Services)

REVENUE BY SOURCE

This report includes the month of December.

Printed On: January 15, 2020

FOR COMPARISON REASONS, THIS PAGE DOES NOT INCLUDE THE STADIUM RENOVATION EXPENSES OR REVENUES.

4 YEAR REVENUE COMPARISON THROUGH THE MONTH OF DECEMBER

Revenues By Source (2020)

	JUL	AUG	SEP	OCT	NOV	DEC	JAN	FEB	MAR	APR	MAY	JUN
Local	598,506	1,037,082	1,446,155	1,956,108	2,367,863	3,707,715						
County	0	0	0	0	0	0						
State	738,883	1,482,820	2,412,053	3,271,202	3,949,489	4,776,076						
Federal	8,959	9,370	53,302	566,424	841,049	960,654						
Tuition	23,191	780	780	6,546	540,972	660,690						
Other	850	850	850	850	850	2,350						
Total	1,370,388	2,530,902	3,913,140	5,801,130	7,700,223	10,107,485						

Revenues By Source (2019)

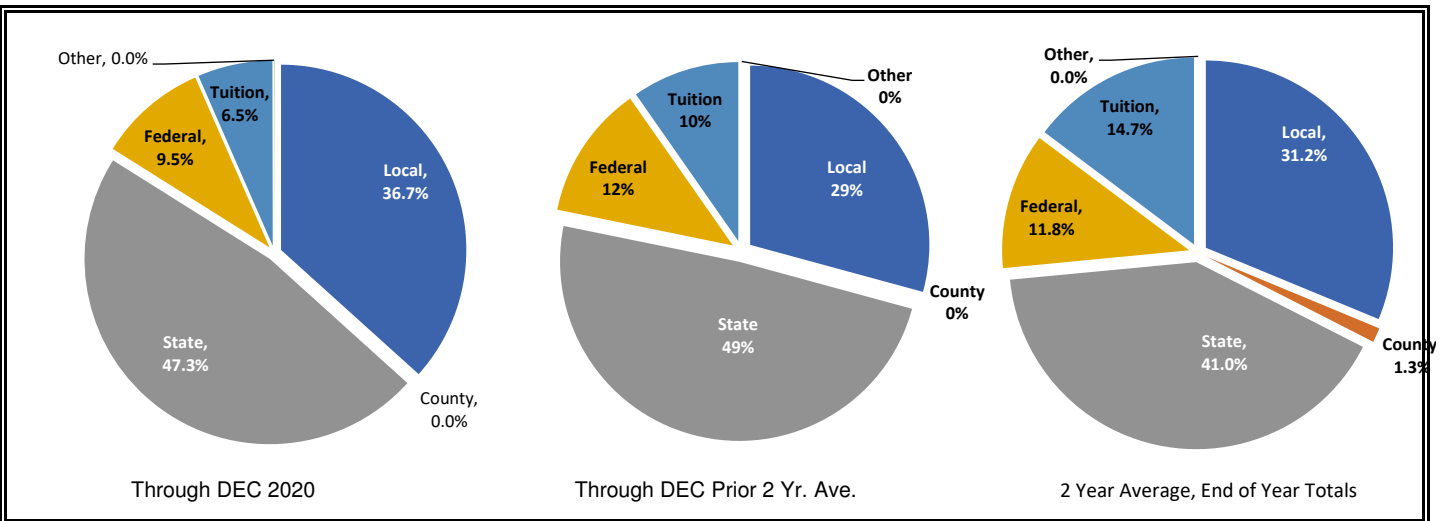
	JUL	AUG	SEP	OCT	NOV	DEC	JAN	FEB	MAR	APR	MAY	JUN
Local	272,179	803,763	1,197,924	1,688,325	2,114,416	3,617,000	8,409,776	9,024,677	9,510,635	10,026,338	10,448,214	11,028,376
County	0	0	0	0	0	0	64,354	64,354	326,447	326,447	326,447	326,447
State	682,998	1,516,073	2,300,408	3,124,097	3,936,124	4,771,889	5,660,707	6,554,215	7,436,382	8,771,211	10,161,950	11,140,172
Federal	99,180	460,723	617,508	733,021	866,286	1,409,984	1,127,058	1,309,599	1,854,663	2,029,995	2,367,009	3,090,803
Misc.	0	0	0	0	163,538	165,288	165,288	165,288	9,826	9,826	9,826	9,826
Tuition	2,936	2,936	144,725	370,851	467,593	1,333,157	1,745,517	2,120,005	2,901,501	3,430,373	3,937,768	4,164,391
Other	0	0	0	0	0	0	0	0	0	0	0	0
Total	1,057,293	2,783,494	4,260,566	5,916,294	7,547,957	11,297,318	17,172,700	19,238,138	22,039,454	24,594,190	27,251,214	29,760,014

Revenues By Source (2018)

	JUL	AUG	SEP	OCT	NOV	DEC	JAN	FEB	MAR	APR	MAY	JUN
Local	216,401	657,034	1,065,936	1,502,869	1,904,017	2,395,444	3,445,136	3,965,295	4,352,802	4,809,486	5,358,349	5,849,558
County	0	0	0	0	0	0	96,536	96,536	350,335	350,335	350,335	350,335
State	675,989	1,479,698	2,227,060	3,016,966	3,827,899	5,301,207	6,192,566	7,079,038	7,950,724	8,869,952	9,946,996	10,999,022
Federal	-6,816	-47,500	93,613	234,196	970,728	1,077,393	1,160,856	1,498,723	1,634,880	2,019,936	2,418,334	3,272,382
Misc.	0	0	0	0	0	0	2,501	2,501	2,501	8,111	8,111	8,111
Tuition	0	1,998	70,913	146,458	540,759	664,567	1,618,191	2,252,637	2,731,579	3,026,728	3,541,221	3,796,482
Other	0	0	0	0	0	0	0	0	0	0	0	0
Total	885,574	2,091,230	3,457,522	4,900,488	7,243,403	9,438,610	12,515,787	14,894,731	17,022,820	19,084,548	21,623,346	24,275,889

Revenues By Fund (2020)

	JUL	AUG	SEP	OCT	NOV	DEC	JAN	FEB	MAR	APR	MAY	JUN
10	339,231	776,646	1,213,876	2,060,750	2,630,763	4,019,901						
20	577,211	1,138,310	1,871,154	2,669,287	3,841,578	4,627,981						
40	61,167	132,147	196,939	294,453	376,737	525,261						
60	392,779	483,799	631,171	776,639	851,145	934,342						
Other	0	0	0	0	0	0						
Total	1,370,388	2,530,902	3,913,140	5,801,130	7,700,223	10,107,485						



ITEMIZED REVENUES

This report includes the month of December.

Printed On: January 15, 2020

4 YEAR REVENUE COMPARISON OF MAJOR REVENUE SOURCES

Each month represents total for that month plus prior months.

Current Taxes (5111)

5111	OCT	NOV	DEC	JAN	FEB
2020	28,113	28,113	934,792		
2019	32,761	32,761	1,182,605	5,410,129	5,523,348
2018	0	0	84,671	504,649	513,478
2017	28,732	28,732	726,548	5,189,035	5,327,798

Prop C (5113)

5113	OCT	NOV	DEC	JAN	FEB
2020	748,196	924,831	1,134,456		
2019	722,952	918,066	1,090,961	1,260,439	1,479,009
2018	703,445	878,395	1,044,695	1,224,037	1,450,919
2017	680,018	874,231	1,031,384	1,172,306	1,391,320

Interest Revenue (5141)

5141	OCT	NOV	DEC	JAN	FEB
2020	69,238	84,412	91,917		
2019	89,389	101,329	114,773	138,735	161,249
2018	49,302	57,241	66,863	87,533	104,257
2017	40,190	47,408	53,871	69,432	81,836

Fines & Escheats (5211)

5211	OCT	NOV	DEC	JAN	FEB
2020	0	0	0		
2019	0	0	0	64,354	64,354
2018	0	0	0	96,536	96,536
2017	0	0	0	118,549	118,549

State Basic Formula (5311)

5311	OCT	NOV	DEC	JAN	FEB
2020	2,904,956	3,491,081	4,224,697		
2019	2,741,005	3,474,909	4,156,976	4,841,294	5,561,755
2018	2,660,699	3,326,029	4,525,942	5,192,468	5,875,089
2017	2,402,255	3,365,715	3,965,545	4,580,211	5,184,870

ECSE (5314)

5314	OCT	NOV	DEC	JAN	FEB
2020	0	0	0		
2019	0	0	67,578	135,157	202,735
2018	0	65,216	135,867	199,453	271,735
2017	0	70,207	140,414	269,596	336,995

Career Education (5332)

5332	OCT	NOV	DEC	JAN	FEB
2020	0	0	0		
2019	0	0	0	0	5,744
2018	0	0	122,315	122,315	132,271
2017	0	0	123,192	123,192	130,044

Medicaid (5412)

5412	OCT	NOV	DEC	JAN	FEB
2020	44,626	52,014	59,472		
2019	40,165	50,722	58,438	82,051	91,209
2018	28,946	42,985	51,684	77,478	88,595
2017	41,465	46,766	56,181	83,657	96,119

IDEA (5441)

5441	OCT	NOV	DEC	JAN	FEB
2020	180,450	220,766	255,044		
2019	114,887	114,887	220,442	105,555	190,761
2018	0	70,272	168,237	168,237	222,140
2017	48,778	95,494	123,012	123,012	170,725

Federal Breakfast (5446)

5446	OCT	NOV	DEC	JAN	FEB
2020	57,023	97,819	121,534		
2019	63,710	108,069	139,856	171,447	202,749
2018	61,292	102,722	102,722	102,722	189,190
2017	54,826	92,152	125,458	154,760	189,557

Delinquent Taxes (5112)

5311	OCT	NOV	DEC	JAN	FEB
2020	28,113	28,113	934,792		
2019	2,741,005	3,474,909	4,156,976	4,841,294	5,561,755
2018	2,660,699	3,326,029	4,525,942	5,192,468	5,875,089
2017	2,402,255	3,365,715	3,965,545	4,580,211	5,184,870

M&M Surcharge (5115)

5115	OCT	NOV	DEC	JAN	FEB
2020	748,196	924,831	1,134,456		
2019	6,723	6,723	56,902	315,484	320,065
2018	4,989	4,989	48,353	329,007	330,642
2017	1,530	1,862	31,216	303,689	310,201

Pupil Food Service (5151)

5151	OCT	NOV	DEC	JAN	FEB
2020	69,238	84,412	91,917		
2019	42,138	53,940	67,556	83,825	99,489
2018	48,944	63,585	73,834	86,705	100,629
2017	54,865	77,878	97,667	124,542	149,398

RR & Utility Tax (5211)

5221	OCT	NOV	DEC	JAN	FEB
2020	0	0	0		
2019	0	0	0	0	0
2018	0	0	0	0	0
2017	0	0	0	0	0

State Transportation (5312)

5111	OCT	NOV	DEC	JAN	FEB
2020	2,904,956	3,491,081	4,224,697		
2019	32,761	32,761	1,182,605	5,410,129	5,523,348
2018	0	0	84,671	504,649	513,478
2017	28,732	28,732	726,548	5,189,035	5,327,798

Classroom Trust Fund (5319)

5319	OCT	NOV	DEC	JAN	FEB
2020	0	0	0		
2019	282,031	349,115	421,334	485,538	543,740
2018	273,048	341,284	409,543	476,597	535,764
2017	257,536	318,603	385,566	449,433	509,311

High Need Fund (5381)

5381	OCT	NOV	DEC	JAN	FEB
2020	0	0	0		
2019	0	0	0	69,001	69,001
2018	0	0	0	79,732	118,834
2017	0	0	0	0	0

Perkins (5427)

5427	OCT	NOV	DEC	JAN	FEB
2020	44,626	52,014	59,472		
2019	21,308	21,308	21,308	0	0
2018	-17,135	25,399	25,399	66,637	71,162
2017	10,603	64,372	81,019	85,547	85,547

Federal Lunch (5445)

5445	OCT	NOV	DEC	JAN	FEB
2020	180,450	220,766	255,044		
2019	106,343	181,207	234,709	288,240	341,117
2018	106,616	181,143	181,143	181,143	332,665
2017	100,788	171,569	234,714	290,669	356,293

Title I (5451)

5151	OCT	NOV	DEC	JAN	FEB
2020	57,023	97,819	121,534		
2019	42,138	53,940	67,556	83,825	99,489
2018	48,944	63,585	73,834	86,705	100,629
2017	54,865	77,878	97,667	124,542	149,398

EXPENSE BY FUND

This report includes the month of December.

Printed On:

January 15, 2020

Expense By Source (2020)

	JUL	AUG	SEP	OCT	NOV	DEC	JAN	FEB	MAR	APR	MAY	JUN
Fund 10	738,834	1,488,971	2,293,730	3,055,605	3,910,003	4,940,715						
Fund 20	230,063	1,545,855	2,901,273	4,070,652	5,337,935	6,688,197						
Fund 40	272,366	364,675	544,110	607,975	610,835	622,454						
Fund 60	7,976	49,939	163,238	248,270	367,640	487,068						
Other	0	0	0	0	0	0						
Total	1,249,238	3,449,440	5,902,350	7,982,502	10,226,413	12,738,433						

Expense By Source (2019)

	JUL	AUG	SEP	OCT	NOV	DEC	JAN	FEB	MAR	APR	MAY	JUN
Fund 10	602,230	1,146,767	1,986,546	2,791,524	3,671,715	4,676,272	5,422,822	6,148,267	6,853,230	7,574,270	8,395,578	10,039,751
Fund 20	238,607	478,980	1,817,801	3,160,881	4,522,416	5,866,221	7,194,279	8,523,411	9,870,412	11,195,923	12,549,034	16,208,907
Fund 40	482,565	672,065	971,918	1,238,097	1,265,556	1,430,438	2,343,818	2,370,841	2,418,670	2,442,709	2,482,124	2,528,704
Fund 60	7,841	26,677	94,249	186,281	292,432	369,393	473,715	558,881	603,450	678,310	777,163	987,862
Other	0	0	0	0	0	0	0	0	0	0	0	0
Total	1,331,243	2,324,488	4,870,514	7,376,783	9,752,119	12,342,324	15,434,634	17,601,400	19,745,762	21,891,212	24,203,899	29,765,223

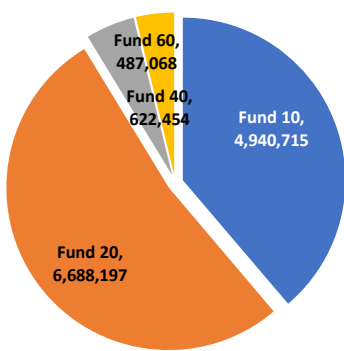
Expense By Source (2018)

	JUL	AUG	SEP	OCT	NOV	DEC	JAN	FEB	MAR	APR	MAY	JUN
Fund 10	494,472	1,198,129	2,012,632	2,854,110	3,654,252	4,650,149	5,358,119	6,011,962	6,703,497	7,593,145	8,420,059	9,631,646
Fund 20	246,218	487,750	1,756,081	2,999,080	4,241,916	5,470,348	6,703,135	7,935,839	9,170,709	10,414,783	11,667,205	15,154,897
Fund 40	273,094	475,099	562,659	704,568	714,051	793,091	963,670	1,892,431	2,055,649	2,252,436	2,523,916	3,209,820
Fund 60	3,775	51,989	130,061	204,772	308,914	393,128	493,643	582,492	642,201	758,210	872,255	1,007,031
Other	0	0	0	0	0	0	0	0	0	0	0	0
Total	1,017,559	2,212,967	4,461,434	6,762,530	8,919,132	11,306,716	13,518,567	16,422,724	18,572,055	21,018,574	23,483,435	29,003,394

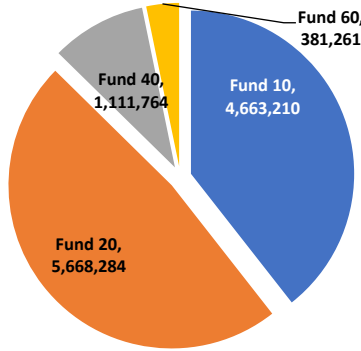
Expense By Source (2017)

	JUL	AUG	SEP	OCT	NOV	DEC	JAN	FEB	MAR	APR	MAY	JUN
Fund 10	646,893	1,222,416	2,184,175	3,108,769	3,879,335	4,922,228	5,793,391	6,460,427	7,226,565	8,012,279	8,636,875	10,086,603
Fund 20	379,406	633,676	1,805,328	2,989,685	4,177,985	5,363,814	6,561,298	7,735,091	8,912,727	10,093,407	11,271,418	14,390,366
Fund 40	166,446	238,654	376,290	575,660	688,699	857,269	1,782,073	1,817,594	1,842,650	1,867,965	1,899,830	1,935,056
Fund 60	259	21,667	124,628	185,643	230,746	315,246	424,878	488,120	539,414	605,937	826,949	936,503
Other	0	0	0	0	0	0	0	0	0	0	0	0
Total	1,193,003	2,116,414	4,490,421	6,859,756	8,976,765	11,458,556	14,561,640	16,501,233	18,521,355	20,579,588	22,635,072	27,348,528

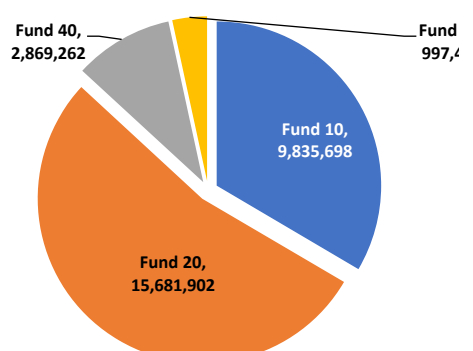
EXPENSE BY FUND



Through December, 2019



Through December, Prior 2 Year Avg.



Prior 2 Year Average, End of Year Totals

	2020 Budget	2019 Budget	Thru DEC 2020	Thru DEC 2019	Thru DEC 2018	2019 Total	2018 Total	2019 Date %	2018 Date %	2020 Projected	Compared to Prior 2 Years
Fund 10	10,211,193	10,784,178	4,940,715	4,676,272	4,650,149	10,039,751	9,631,646	46.6%	48.3%	10,417,134	581,435
Fund 20	16,803,581	15,979,598	6,688,197	5,866,221	5,470,348	16,208,907	15,154,897	36.2%	36.1%	18,504,415	2,822,513
Fund 40	2,250,751	2,818,151	622,454	1,430,438	793,091	2,528,704	3,209,820	56.6%	24.7%	1,531,698	-1,337,564
Fund 60	950,000	927,735	487,068	369,393	393,128	987,862	1,007,031	37.4%	39.0%	1,274,520	277,073
Other	0	0	0	0	0	0	0	-20.8%	0.0%	0	0
Total	30,215,525	30,509,661	12,738,433	12,342,324	11,306,716	29,765,223	29,003,394	41.5%	39.0%	31,668,068	2,283,760

EXPENSE BY OBJECT CODE

This report includes the month of June.

Printed On:

January 15, 2020

Expenditures By Object Code (2020)

	JUL	AUG	SEP	OCT	NOV	DEC	JAN	FEB	MAR	APR	MAY	JUN
Salaries (61)	332,176	1,603,642	2,929,953	4,051,593	5,302,155	6,614,429						
Benefits (62)	83,627	436,617	805,876	1,121,198	1,466,086	1,939,028						
Services (63)	219,346	374,791	578,749	889,175	1,238,354	1,724,930						
Supplies (64)	341,722	669,714	1,043,663	1,312,561	1,608,983	1,837,592						
Facilities (65)	254,280	303,797	481,642	545,508	548,367	559,986						
Debt (66)	18,085	60,878	62,468	62,468	62,468	62,468						
Other	0	0	0	0	0	0						
Total	1,249,238	3,449,440	5,902,350	7,982,502	10,226,413	12,738,433						

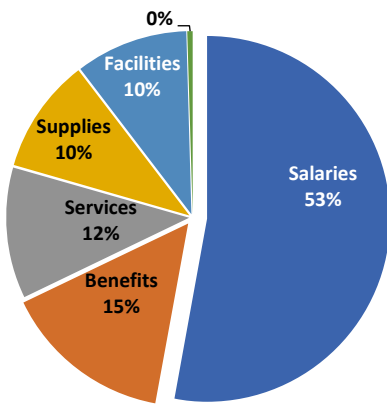
Expenditures By Object Code (2019) 1st Prior Year

	JUL	AUG	SEP	OCT	NOV	DEC	JAN	FEB	MAR	APR	MAY	JUN
Salaries (61)	325,930	659,620	1,965,475	3,284,369	4,624,796	5,934,341	7,241,332	8,535,100	9,848,110	11,164,554	12,498,252	15,916,705
Benefits (62)	84,499	170,084	551,815	919,611	1,285,998	1,732,532	2,097,615	2,463,277	2,830,687	3,194,913	3,567,246	4,389,237
Services (63)	201,752	345,736	535,498	819,656	1,188,608	1,679,799	1,929,631	2,210,142	2,455,865	2,695,410	2,984,428	3,733,093
Supplies (64)	236,497	476,983	845,809	1,115,050	1,387,161	1,565,214	1,822,238	2,022,040	2,192,431	2,393,626	2,671,849	3,197,484
Facilities (65)	425,972	617,062	915,325	1,181,504	1,208,963	1,371,485	2,232,822	2,259,845	2,307,674	2,331,713	2,350,421	2,395,410
Debt (66)	56,593	55,003	56,593	56,593	56,593	58,953	110,996	110,996	110,996	110,996	131,703	133,293
Other	0	0	0	0	0	0	0	0	0	0	0	0
Total	1,331,243	2,324,488	4,870,514	7,376,783	9,752,119	12,342,324	15,434,634	17,601,400	19,745,762	21,891,212	24,203,899	29,765,223

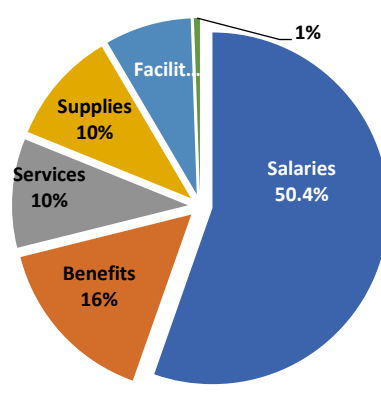
Expenditures By Object Code (2018) 2st Prior Year

	JUL	AUG	SEP	OCT	NOV	DEC	JAN	FEB	MAR	APR	MAY	JUN
Salaries (61)	344,946	677,125	1,960,403	3,232,053	4,511,774	5,748,903	6,987,832	8,219,600	9,458,478	10,696,777	11,918,915	15,268,711
Benefits (62)	86,663	172,243	533,762	886,211	1,252,227	1,682,616	2,039,161	2,392,346	2,745,266	3,101,067	3,493,428	4,353,392
Services (63)	110,483	262,079	535,068	836,094	1,098,470	1,555,470	1,802,278	2,003,972	2,252,813	2,611,567	2,938,454	3,241,858
Supplies (64)	202,372	626,422	869,541	1,103,604	1,342,610	1,526,636	1,725,625	1,914,375	2,059,850	2,356,727	2,608,721	2,929,613
Facilities (65)	208,894	410,899	496,869	638,778	648,261	727,301	894,378	1,763,417	1,926,635	2,121,832	2,393,312	3,078,006
Debt (66)	64,200	64,200	65,790	65,790	65,790	65,790	69,292	129,014	129,014	130,604	130,604	131,814
Other	0	0	0	0	0	0	0	0	0	0	0	0
Total	1,017,559	2,212,967	4,461,434	6,762,530	8,919,132	11,306,716	13,518,567	16,422,724	18,572,055	21,018,574	23,483,435	29,003,394

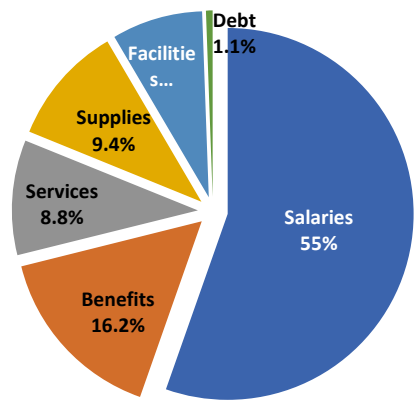
EXPENSE BY OBJECT SOURCE



Thru DEC 2020



Through June, Prior 2 Year Avg.



2 Year Average, End of Year Totals

	2020 Budget	2019 Budget	Thru DEC 2020	Thru DEC 2019	Thru DEC 2018	2019 Total	2018 Total	2019 Date %	2018 Date %	2020 Projected	Compared to Prior 2 Years
Salaries (61)	16,057,156	15,674,908	6,614,429	5,934,341	5,748,903	15,916,705	15,268,711	37.3%	37.7%	17,653,719	2,061,010
Benefits (62)	4,509,672	4,496,823	1,939,028	1,732,532	1,682,616	4,389,237	4,353,392	39.5%	38.7%	4,964,039	592,725
Services (63)	3,870,718	3,997,380	1,724,930	1,679,799	1,555,470	3,733,093	3,241,858	45.0%	48.0%	3,710,393	222,917
Supplies (64)	3,527,229	3,522,400	1,837,592	1,565,214	1,526,636	3,197,484	2,929,613	49.0%	52.1%	3,636,566	573,017
Facilities (65)	2,000,153	2,679,643	559,986	1,371,485	727,301	2,395,410	3,078,006	57.3%	23.6%	1,384,669	-1,352,039
Debt (66)	250,598	138,508	62,468	58,953	65,790	133,293	131,814	44.2%	49.9%	132,714	161
Other	0	0	0	0	0	0	0	-20.5%	0.0%	0	0
Total	30,215,525	30,509,661	12,738,433	12,342,324	11,306,716	29,765,223	29,003,394	41.5%	39.0%	31,668,068	2,283,760

ITEMIZED REVENUE REPORT

PAGE 1

This report includes the month of December.

Printed On:

January 15, 2020

Local		2020 Budget	2019 Budget	Thru DEC 2020	Thru DEC 2019	Thru DEC 2018	2019 Total	2018 Total	2019 Date %	2018 Date %	2020 Projected
Current Taxes	5111	5,689,381	5,611,000	934,792	1,182,605	84,671	5,593,728	5,693,032	21.1%	1.5%	8,261,931
Delinquent Taxes	5112	373,729	363,800	82,933	168,554	111,771	434,081	442,385	38.8%	25.3%	258,781
Prop C (STF)	5113	2,295,588	2,279,390	1,134,456	1,090,961	1,044,695	2,225,273	2,162,504	49.0%	48.3%	2,331,023
Interest	5114	50,000	50,000	44,526	0	56,428	33,981	56,428	0.0%	100.0%	89,053
M & M Surcharge Tax	5115	320,000	320,000	32,337	56,902	48,353	328,268	325,564	17.3%	14.9%	200,940
In Lieu of Tax	5116	15,000	0	0	0	0	15,298	15,298	0.0%	0.0%	--
Presch & BASE Tuition	5121	0	0	0	0	0	0	0	0.0%	0.0%	--
Adult Ed Tuition	5123	648,076	648,076	223,423	221,187	244,793	555,667	585,426	39.8%	41.8%	547,470
Interest Earned	5141	187,550	294,500	91,917	114,773	66,863	295,995	210,040	38.8%	31.8%	260,357
Food Service	5151	170,000	170,000	78,454	67,556	73,834	163,226	166,737	41.4%	44.3%	183,154
Food Sales to Adults	5161	18,000	15,000	5,708	5,328	5,224	19,099	17,814	27.9%	29.3%	19,950
Food Service-Non Program	5165	67,500	67,500	42,779	44,349	33,176	88,139	75,436	50.3%	44.0%	90,734
Admission	5171	30,250	24,368	33,924	42,543	28,601	53,749	38,269	79.2%	74.7%	44,089
SA & Boosters	5173	0	0	0	0	0	0	0	0.0%	0.0%	--
Student Activity	5179	950,000	927,735	934,342	586,403	547,036	1,095,081	1,041,334	53.5%	52.5%	1,761,563
Local PK Tuition	5181	0	0	0	0	0	0	0	0.0%	0.0%	--
Rental of Property	5191	3,000	1,000	0	0	75	3,675	3,275	0.0%	2.3%	0
Prior Period Adjustment	5195	0	40,000	38,685	0	0	0	0	0.0%	0.0%	--
Charitable Gifts	5192	3,400	19,220	10,000	13,420	5,800	94,024	39,474	14.3%	14.7%	69,046
Misc. Local Rev.	5198	237,935	70,650	19,437	22,418	44,124	29,091	145,204	77.1%	30.4%	36,180
Other	--	0	0	0	0	0	0	0	0.0%	0.0%	--
Total	51	11,059,409	10,902,239	3,707,715	3,617,000	2,395,444	11,028,376	11,018,219	32.8%	21.7%	13,596,823

County		2020 Budget	2019 Budget	Thru DEC 2020	Thru DEC 2019	Thru DEC 2018	2019 Total	2018 Total	2019 Date %	2018 Date %	2020 Projected
Current Taxes	5211	95,000	95,000	0	0	0	64,354	96,536	0.0%	0.0%	--
Delinquent Taxes	5221	235,000	235,000	0	0	0	262,093	253,798	0.0%	0.0%	--
Other	--	0	0	0	0	0	0	0	0.0%	0.0%	--
Total	52	330,000	330,000	0	0	0	326,447	350,335	0.0%	0.0%	--

State		2020 Budget	2019 Budget	Thru DEC 2020	Thru DEC 2019	Thru DEC 2018	2019 Total	2018 Total	2019 Date %	2018 Date %	2020 Projected
Basic Formula	5311	8,656,428	8,800,000	4,224,697	4,156,976	4,525,942	8,888,034	8,555,306	46.8%	52.9%	8,477,145
Transportation	5312	140,000	140,000	86,204	83,737	72,609	167,309	145,321	50.0%	50.0%	172,384
ECSE - State	5314	511,294	511,294	0	67,578	135,867	472,907	476,928	14.3%	28.5%	0
Basic Formula CTF	5319	860,453	825,000	426,456	421,334	409,543	828,865	818,864	50.8%	50.0%	845,755
Vocational/At-Risk	5322	0	0	0	0	0	0	20,000	0.0%	0.0%	--
Early Childhood (PAT)	5324	39,500	13,600	5,350	0	0	2,020	0	0.0%	0.0%	--
Vocational Tech Aid	5332	619,590	631,269	0	0	122,315	603,330	721,398	0.0%	17.0%	0
Food Service	5333	8,000	8,000	0	0	0	7,244	8,076	0.0%	0.0%	--
Adult Basic Ed	5337	0	0	0	0	0	0	0	0.0%	0.0%	--
Enhancement Grant	5359	0	0	0	0	0	0	0	0.0%	0.0%	--
A+ Schools Grant	5362	0	0	0	0	0	0	0	0.0%	0.0%	--
Residential Place/Excess Cost	5369	10,000	0	0	0	0	0	10,795	0.0%	0.0%	--
	5372	0	0	0	0	0	0	0	0.0%	0.0%	--
Spec Ed High Need Fund	5381	105,000	70,959	0	0	0	69,001	118,834	0.0%	0.0%	--
Mo PreSch Project	5382	0	0	0	0	0	0	0	0.0%	0.0%	--
Misc. State Rev.	5397	147,099	97,000	33,369	42,264	34,931	101,462	123,500	41.7%	28.3%	95,422
Other	--	0	0	0	0	0	0	0	0.0%	0.0%	--
Total	53	11,097,364	11,097,122	4,776,076	4,771,889	5,301,207	11,140,172	10,999,022	42.8%	48.2%	10,493,174

ITEMIZED REVENUE REPORT

PAGE 2

This report includes the month of December.

Printed On:

January 15, 2020

Federal		2020 Budget	2019 Budget	Thru DEC 2020	Thru DEC 2019	Thru DEC 2018	2019 Total	2018 Total	2019 Date %	2018 Date %	2020 Projected
Medicaid	5412	160,000	150,000	59,472	58,438	51,684	-171,487	168,270	-34.1%	30.7%	-3,537,603
Vocational Ed	5427	288,844	252,323	88,680	21,308	25,399	-242,299	169,502	-8.8%	15.0%	2,865,031
Spec Ed High Need Fund	5437	3,000	0	0	0	0	-1,959	3,208	0.0%	0.0%	--
IDEA (Part B)	5441	454,245	409,500	255,044	220,442	168,237	-383,536	416,677	-57.5%	40.4%	-2,982,901
ECSE	5442	83,425	106,194	28,027	31,640	0	-106,194	66,541	-29.8%	0.0%	-188,130
Lunch Equipment Grant	5444	0	0	0	6,594	0	-6,594	0	-100.0%	0.0%	0
School Lunch Prog	5445	570,000	570,000	240,138	234,709	181,143	-571,760	558,019	-41.1%	32.5%	-5,592,042
School Breakfast P.	5446	320,000	300,000	121,534	139,856	102,722	-328,102	324,549	-42.6%	31.7%	-2,214,767
After School Snack Prog	5448	0	0	0	0	0	0	0	0.0%	0.0%	--
Title I	5451	1,179,177	950,000	110,579	429,669	444,093	-922,603	871,982	-46.6%	50.9%	5,075,028
21st Century Grant	5459	0	0	0	0	0	0	0	0.0%	0.0%	--
Title IV.A	5461	67,592	0	13,304	17,606	0	-30,263	12,012	-58.2%	0.0%	-45,736
Title III	5462	0	0	0	0	0	0	0	0.0%	0.0%	--
Title IIA	5465	124,017	112,346	20,650	55,783	42,625	-122,346	140,659	-45.6%	30.3%	-270,101
Child Care Devl. Grant	5472	0	0	0	0	0	0	0	0.0%	0.0%	--
Child Care Devl. Grant	5477	0	69,570	0	127,064	43,897	-41,592	388,908	-305.5%	11.3%	0
Voc Rehab	5478	72,909	72,909	0	409	8,093	-409	20,407	-100.0%	39.7%	0
Dept Health Food Svc Prog	5481	40,000	40,000	0	41,541	0	-37,641	41,541	-110.4%	0.0%	0
JTPA - WIA	5482	0	0	0	0	0	0	0	0.0%	0.0%	--
Voc - Pell Grants	5484	0	0	0	0	0	0	0	0.0%	0.0%	--
TRA	5490	0	0	0	0	0	0	0	0.0%	0.0%	--
Title VI B	5492	41,587	102,086	8,186	10,106	0	-69,144	33,592	-14.6%	0.0%	-112,014
Misc. Fed. Funds	5497	64,812	64,812	15,041	14,820	9,500	-54,875	56,514	-27.0%	16.8%	-294,997
Other	--	0	0	0	0	0	0	0	0.0%	0.0%	--
Total	54	3,469,607	3,199,740	960,654	1,409,984	1,077,393	-3,090,803	3,272,382	-45.6%	32.9%	-15,134,470

Non Revenue Funds		2020 Budget	2019 Budget	Thru DEC 2020	Thru DEC 2019	Thru DEC 2018	2019 Total	2018 Total	2019 Date %	2018 Date %	2020 Projected
Sale of Bonds	5611	0	0	0	0	0	0	0	0.0%	0.0%	--
Insurance Recovery	5631	0	163,538	0	163,538	0	-8,076	0	-2025.0%	0.0%	0
School Bus Sale	5640	0	0	0	0	0	0	0	0.0%	0.0%	--
Bus Sales	5641	0	0	850	1,750	0	-1,750	5,221	-100.0%	0.0%	-1,700
Property Sales	5651	0	0	1,500	0	0	0	2,890	0.0%	0.0%	--
Other	--	0	0	0	0	0	0	0	0.0%	0.0%	--
Total	56	0	163,538	2,350	165,288	0	-9,826	8,111	-1682.2%	0.0%	-279

Tuition		2020 Budget	2019 Budget	Thru DEC 2020	Thru DEC 2019	Thru DEC 2018	2019 Total	2018 Total	2019 Date %	2018 Date %	2020 Projected
Rural Tuition	5811	3,999,000	3,900,000	597,607	1,130,874	598,965	-3,918,879	3,635,496	-28.9%	16.5%	-9,653,151
Rural Tuition	5811	3,999,000	3,900,000	597,607	1,130,874	598,965	-3,918,879	3,635,496	-28.9%	16.5%	-9,653,151
Area VoTech Tuition	5820	0	0	0	0	0	0	0	0.0%	0.0%	--
Area VoTech Tuition	5821	219,874	219,874	51,245	173,904	63,604	-220,069	145,479	-79.0%	43.7%	-290,320
SpecEd Tuition	5830	0	0	0	0	0	0	0	0.0%	0.0%	--
Local Tax Effort	5831	20,000	0	11,838	28,379	1,998	-25,443	15,507	-111.5%	12.9%	-23,999
Transportation Other LEAs	5840	0	0	0	0	0	0	0	0.0%	0.0%	--
Transportation Other LEAs	5841	0	0	0	0	0	0	0	0.0%	0.0%	--
Other	--	-3,999,000	-3,900,000	-597,607	-1,130,874	-598,965	3,918,879	-3,635,496	-28.9%	16.5%	9,653,151
Total	58	4,238,874	4,119,874	660,690	1,333,157	664,567	-4,164,391	3,796,482	-32.0%	17.5%	-9,107,660

TUITION REPORT

Tuition Revenue		2020 Budget	2020 Through DEC	2019 Through DEC	2018 Through DEC	2019 Actual	2018 Actual	Notes
200-0000-5811-1050-06050-1-0000	Fairview	1,223,000	0.00	524,478		1,194,250		--
200-0000-5811-1050-06051-1-0000	Glenwood	675,000	0.00	0		675,400		--
200-0000-5811-1050-06052-1-0000	Howell Valley	596,000	0.00	0		588,723		--
200-0000-5811-1050-06053-1-0000	Junction Hill	575,000	207,564.30	102,018		539,878		--
200-0000-5811-1050-06054-1-0000	Richards	930,000	389,262.71	504,378		918,628		--
Other 400-2542		-3,999,000		-1,130,874		-3,916,879		--
(Section 3) 5000-2542 TOTAL		0	0	0		0		5811

SALARY REPORT

This report includes the month of December.

Printed On: January 15, 2020

		2020 Budget	2019 Budget	2020 Through DEC	2019 Through DEC	2018 Through DEC	2019 Actual	2018 Actual	2020 % of Budget through DEC	2019 % of Actual through DEC	2018 % of Actual through DEC
6111	Certified Salaries	10,035,775	9,390,229	4,004,217	3,277,709	3,264,299	9,640,960	9,426,911	39.9	34.0	34.6
6112	Administrative	1,516,685	1,619,886	579,696	775,444	694,104	1,550,960	1,386,553	38.2	50.0	50.1
6121	Certified Subs	181,020	271,402	80,345	104,881	69,511	238,813	184,727	44.4	43.9	37.6
6122	Part-Time Certified	108,414	130,695	56,509	42,052	0	120,369	0	52.1	34.9	
6131	Supplemental Pay	619,791	512,468	217,314	196,477	187,314	549,584	490,821	35.1	35.8	38.2
6141	Early Separation Incentive	72,180	0	1,338	925	1,500	50,988	83,740	1.9	1.8	1.8
6151	Support Staff Salaries	2,185,772	2,381,706	1,066,264	1,062,321	1,089,254	2,338,789	2,422,587	48.8	45.4	45.0
6152	Instructional Aids	1,210,484	1,188,296	533,946	412,184	330,993	1,248,647	1,033,191	44.1	33.0	32.0
6153	Classified Sub Salary	102,222	120,666	54,463	44,489	109,675	125,063	235,353	53.3	35.6	46.6
6161	Non-Certified Sub	24,812	59,562	20,340	17,859	0	51,789	0	82.0	34.5	
6171	Classified Unused Sick/Vac.	0	0	0	0	2,253	744	4,828		0.0	46.7
	Other	0	0	0	0	0	0	0			
Salaries		16,057,156	15,674,908	6,614,429	5,934,341	5,748,903	15,916,705	15,268,711	41.2	37.3	37.7

		2020 Budget	2019 Budget	2020 Through DEC	2019 Through DEC	2018 Through DEC	2019 Actual	2018 Actual	2019 % of Budget through DEC	2019 % of Actual through DEC	2018 % of Actual through DEC
6211	PSRS	1,887,402	1,756,915	752,232	663,939	649,854	1,833,317	1,771,386	39.9	36.2	36.7
6221	PEERS	292,390	315,526	135,965	124,350	112,761	301,774	275,442	46.5	41.2	40.9
6231	OASDI	245,618	274,483	110,995	104,667	101,505	255,781	268,378	45.2	40.9	37.8
6232	Medicare	228,556	222,120	89,356	80,682	79,707	217,038	210,213	39.1	37.2	37.9
6241	Employee Health & Life	1,755,706	1,837,453	739,294	676,209	646,788	1,691,002	1,729,019	42.1	40.0	37.4
6261	Workman's Comp	78,000	82,068	108,642	82,068	77,597	82,068	77,597	139.3	100.0	100.0
6271	Unemployment	22,000	8,257	2,542	618	14,404	8,257	21,356	11.6	7.5	67.4
	Other	0	0	0	0	0	0	0			
Benefits		4,509,672	4,496,823	1,939,028	1,732,532	1,682,616	4,389,237	4,353,392	43.0	39.5	38.7

		2020 Budget	2019 Budget	2020 Through DEC	2019 Through DEC	2018 Through DEC	2019 Actual	2018 Actual	2019 % of Budget through DEC	2019 % of Actual through DEC	2018 % of Actual through DEC
Salaries		16,057,156	15,674,908	6,614,429	5,934,341	5,748,903	15,916,705	15,268,711	41.2	37.3	37.7
Benefits		4,509,672	4,496,823	1,939,028	1,732,532	1,682,616	4,389,237	4,353,392	43.0	39.5	38.7
Total		20,566,827	20,171,731	8,553,457	7,666,873	7,431,519	20,305,943	19,622,103	41.6	37.8	37.9

SUBSTITUTE REPORT: OBJECT CODE 6121 & 6153

		2020 Budget	2019 Budget	2020 Through DEC	2019 Through DEC	2018 Through DEC	2019 Actual	2018 Actual
6121-4030	Elementary Subs	28,963	65,113	27,378	17,393	20,448	53,480	56,108
6121-5000	South Fork Subs	0	14,195	3,734	4,863	5,738	9,973	9,393
6121-3000	Middle School Subs	36,204	62,695	18,033	18,949	15,611	51,365	45,136
6121-1050	High School Subs	115,853	129,399	31,200	63,676	26,818	123,994	72,734
6121-1100	Career Center Subs	0	0	0	0	0	0	0
6121-8000	Spec. Ed. Subs	0	0	0	0	0	0	0
6121-8500	Operation & Maint Subs	0	0	0	0	0	0	0
6121-0999		0	0	0	0	898	0	1,358
6153-4030	Elem Support Subs	7,128	22,601	2,796	9,943	7,578	23,935	15,930
6153-5000	SF Support Subs	0	4,853	2,555	1,240	908	3,135	3,843
6153-3000	MS Support Subs	0	6,606	2,157	1,798	1,595	9,877	8,880
6153-1050	HS Support Subs	44,118	37,704	34,030	13,360	3,530	37,442	7,158
6153-0000	Support Subs	50,975	48,903	12,926	18,148	96,065	50,674	199,543
All other 6121 & 6153		0	0	0	0	0	0	0
Total		283,242	392,068	134,807	149,370	179,186	363,876	420,080
		% of Budgeted -->		47.59	41.05	42.66	<--- % of Actual	

The substitute teacher is very difficult to budget. For example, long term subs will be coded here, however, the individual who they are subbing for is coded in salaries. Long term subs can drastically inflate substitute budgets.

EXPENSE REPORT FOR 6300's

This report includes the month of December.

Printed On:

January 15, 2020

Federal	2020 Budget	2019 Budget	Thru DEC 2020	Thru DEC 2019	Thru DEC 2018	2019 Total	2018 Total	Comments
6311	231,372	160,162	104,111	17,847	47,009	165,651	76,176	
6312	141,081	94,385	85,845	48,601	108,466	82,755	115,015	
6313	475,872	454,862	116,274	121,436	114,749	377,827	428,788	
6315	16,000	15,600	16,000	15,600	15,200	15,600	15,200	
6317	30,000	14,780	3,941	2,650	7,444	8,851	15,021	
6318	12,000	2,793	0	27	13,765	885	13,775	
Other Prof Svcs. (6319)	662,631	776,478	373,122	388,410	282,086	710,588	590,959	
6331	16,100	12,600	1,788	4,382	4,654	10,862	10,669	
6332	115,856	126,672	53,443	46,361	110,050	120,303	191,920	
6333	5,700	4,085	500	500	500	1,585	2,790	
6334	90,300	79,419	34,140	24,982	6,139	68,377	13,663	
6335	71,650	57,144	30,810	25,012	23,240	57,901	57,102	
6336	9,000	9,966	3,025	4,208	2,172	9,699	4,831	
6337	235,676	249,232	135,665	202,502	4,167	231,446	15,213	
6338	3,750	0	0	0	23,206	0	56,026	
6339	27,500	4,600	25,528	645	845	1,678	2,015	
6341	6,000	6,000	3,116	2,129	1,483	6,285	6,485	
Travel (6343)	162,353	179,875	59,371	59,562	90,614	134,876	166,313	
6349	250	250	0	61	282	84	494	
6351	201,000	192,720	196,240	192,720	186,868	192,720	186,868	
6352	21,354	20,432	20,967	20,259	19,640	20,259	19,640	
6353	100	92	92	92	93	92	93	
6359	0	0	0	0	0	0	0	
6361	108,495	114,665	46,614	46,665	52,154	96,912	106,780	
6362	20,700	25,919	6,546	8,108	11,054	25,716	17,377	
6363	750	750	733	384	56	1,099	351	
6371	36,377	258,288	11,817	17,616	7,546	257,556	32,625	
Other Prch. Srv. (6391)	1,100,501	1,070,196	388,813	424,491	416,868	1,070,243	1,033,688	
Entry Fees & Misc. Exp (6398)	68,350	65,415	6,430	4,550	5,120	63,245	61,981	
Other 6300's	0	0	0	0	0	0	0	
Total 6300's	3,870,718	3,997,380	1,724,930	1,679,799	1,555,470	3,733,093	3,241,858	

EXPENSE REPORT FOR 6400's

Federal	2020 Budget	2019 Budget	Thru DEC 2020	Thru DEC 2019	Thru DEC 2018	2019 Total	2018 Total	Comments
6411	2,217,137	2,209,526	1,161,007	860,319	986,370	2,030,049	1,951,242	
6412	489,093	414,343	416,928	315,080	142,169	378,792	207,538	
6431	148,100	267,279	43,722	135,012	191,788	167,625	204,909	
6441	101,407	18,752	13,601	10,526	10,072	17,416	17,320	
6471	0	0	0	0	0	0	0	
6481	332,300	360,200	144,078	150,269	139,471	374,429	352,527	
6484	75,000	75,970	7,812	9,604	10,743	67,774	75,983	
6486	132,000	136,402	38,896	71,081	37,361	126,402	99,259	
6491	32,192	39,928	11,547	13,324	8,662	34,996	20,835	
Other 6400's	0	0	0	0	0	0	0	
Total 6400's	3,527,229	3,522,400	1,837,592	1,565,214	1,526,636	3,197,484	2,929,613	

EXPENSE REPORT FOR 6500's

Federal	2020 Budget	2019 Budget	Thru DEC 2020	Thru DEC 2019	Thru DEC 2018	2019 Total	2018 Total	Comments
6521	901,299	1,832,440	79,004	983,394	271,247	1,755,762	1,395,985	
6531	196,004	250,375	32,096	32,975	136,425	206,166	1,186,638	
6541	206,284	173,535	127,415	56,469	50,196	89,672	87,032	
6542	124,501	139,481	105,787	49,871	79,131	94,526	156,682	
6543	269,625	38,635	61,539	28,600	0	38,326	5,676	
6543	11,111	0	3,111	0	0	0	1,359	
6551	25,000	25,000	0	0	25,265	9,900	26,765	
6552	266,330	220,176	151,033	220,176	165,038	201,058	217,870	
Other 6500's	0	0	0	0	0	0	0	
Total 6500's	2,000,153	2,679,643	559,986	1,371,485	727,301	2,395,410	3,078,006	

EXPENSE REPORT FOR 6600'S

This report includes the month of December.

Printed On:

January 15, 2020

Federal	2020 Budget	2019 Budget	Thru DEC 2020	Thru DEC 2019	Thru DEC 2018	2019 Total	2018 Total	Comments
6623	238,398	128,608	60,878	57,363	64,200	128,523	127,044	
6631	3,300	3,300	0	0	0	1,590	0	
6633	8,900	6,600	1,590	1,590	1,590	3,180	4,770	
Other 6500's	0	0	0	0	0	0	0	
Total 6500's	250,598	138,508	62,468	58,953	65,790	133,293	131,814	

TEXTBOOKS REPORT

Textbooks (District Initiative)	2020 Budget	2020 Through DEC	2019 Through DEC	2018 Through DEC	2019 Actual	2018 Actual	Notes
100-1111-6431-4030-00000-2-0000 WPE Textbooks	25,000	0	7,608	104,189	7,608	104,189	
100-1111-6431-5000-00000-2-0000 SFE Textbooks	5,000	159	5,991	16,000	5,991	16,000	
100-1131-6431-3000-00000-2-0000 MS Textbooks	10,000	5,654	4,596	0	4,927	0	
100-1151-6431-1050-00000-2-0000 HS Textbooks	49,300	37,044	105,350	22,432	87,630	25,074	
Sub Total	89,300	42,857	123,546	142,620	106,156	145,263	

Textbooks (6431)	2020 Budget	2020 Through DEC	2019 Through DEC	2018 Through DEC	2019 Actual	2018 Actual	Notes
100-1111-6431-4030-04101-2-0000 WPE Textbooks - Bldg Discret	5,000	0	0	0	0	0	
100-1111-6431-5000-05101-2-0000 SFE Textbooks - Bldg Discret	1,800	772	1,226	1,500	1,226	1,500	
100-1131-6431-3000-03104-2-0000 MS Textbooks - Bldg Discret	1,000	93	3,000	455	3,000	772	
100-1151-6431-1050-01078-2-0000 HS Textbooks - Bldg Discret	5,000	0	1,192	7,625	1,192	7,625	
100-1221-6431-1050-12210-1-0000 SE HS Textbooks	1,500	0	0	777	0	777	
100-1221-6431-3000-12210-1-0000 SE MS Textbooks	0	0	0	0	0	0	
100-1221-6431-4030-12210-1-0000 SE WPE Textbooks	0	0	0	0	0	0	
100-1221-6431-5000-12210-1-0000 SE SFE Textbooks	0	0	0	0	0	0	
100-1251-6431-3000-45100-4-0000 SI MS Textbooks	0	0	0	0	0	0	
100-1251-6431-4030-45100-4-0000 SI WPE Textbooks	0	0	0	0	0	0	
100-1251-6431-5000-45100-4-0000 SI SFE Textbooks	0	0	0	0	0	0	
100-1311-6431-1050-00000-1-2021 AG ED Textbooks	0	0	0	0	0	0	
100-1321-6431-1050-00000-1-2030 BUS ED Textbooks	0	0	0	0	0	0	
100-1321-6431-1050-42701-4-2030 BUS ED Perkins Textbooks	0	0	5,919	5,919	5,919	5,919	
100-1331-6431-1050-00000-1-2010 FACS Textbooks-Home Ec	0	0	129	1,232	1,232	1,232	
100-1341-6431-1050-00000-1-2017 HLTH SC Textbooks	0	0	0	0	0	0	
100-1341-6431-1050-42701-4-2017 HLTH SC Prkns Textbooks	0	0	0	0	0	0	
100-1351-6431-1050-42701-4-0000 MRKT Prkns Textbooks	0	0	0	0	0	0	
100-1361-6431-1050-42701-4-0000 SKL SC Prkns Textbooks	0	0	0	0	0	0	
100-1621-6431-1050-00000-1-2003 AVE SURGE Textbooks	11,000	0	0	1,900	17,740	11,003	
100-1621-6431-1050-00000-1-2004 AVE ACLNS Textbooks	0	0	0	0	0	0	
100-1621-6431-1050-00000-1-2005 AVE ATCH Textbooks	0	0	0	0	45	0	
100-1621-6431-1050-00000-1-2007 AVE CUL Textbooks Culinary	0	0	0	0	0	0	
100-1621-6431-1050-00000-1-2009 AVE DR Textbooks	0	0	0	0	0	0	
100-1621-6431-1050-00000-1-2019 AVE LPN Textbooks	32,000	0	0	32,678	31,116	33,736	
100-1621-6431-1050-00000-1-2022 AVE WELD Textbooks	0	0	0	0	0	0	
100-1621-6431-1050-00000-1-2024 AVE MCH Textbooks	0	0	0	0	0	0	
100-1621-6431-1050-00000-1-2025 AVE CE Textbooks	500	0	0	0	0	0	
100-1621-6431-1050-00000-1-2026 AVE BUSTECH Textbooks	0	0	0	0	0	0	
100-1621-6431-1050-33201-3-2019 AVE LPN ENH Textbooks	0	0	0	0	0	0	
100-1621-6431-1050-42700-4-0000 AVE CE Prkns Textbooks	0	0	0	0	0	0	
200-1621-6431-1050-00000-1-2003 AVE SURGE Textbooks	0	0	0	0	0	0	
100-2411-6431-1050-00000-1-0000 PRIN HS Textbooks	0	0	0	4,232	0	4,232	
100-2522-6431-0000-00000-1-0000 BUDGET Textbooks	0	0	0	0	0	0	
100-3512-6431-4030-45100-4-0000 ECPrgg TI WPE Textbooks	1,000	0	0	0	0	0	

Sub Total	58,800	865	11,466	49,168	61,470	59,646	
-----------	--------	-----	--------	--------	--------	--------	--

Textbooks (6431)	2020 Budget	2020 Through DEC	2019 Through DEC	2018 Through DEC	2019 Actual	2018 Actual	Notes
Other Text Book Accounts not Listed	0	0	0	0	0	0	6431
Text Book Totals	148,100	43,722	135,012	191,788	167,625	204,909	6431

STUDENT ACTIVITIES & BOOSTERS

	2020 Budget	2019 Budget	Thru DEC 2020	Thru DEC 2019	Thru DEC 2018	2019 Total	2018 Total	End of Year Balances			
<i>Student Activity Revenue</i>	950,000	927,735	934,342	586,403	547,036	0	1,041,334	2017-18	424,417	2014-15	244,520
<i>Student Activity Expenditures</i>	950,000	927,735	487,068	369,393	393,128	0	1,007,031	2016-17	389,927	2013-14	253,647
<i>Total Fund 6</i>	0	0	447,274	217,010	153,907	0	34,303	2015-16	374,821	2012-13	206,041

Program Evaluations

1 Special Education

2 Science

3 A+



Directors Name: Dr. Amy Ross

Planning Team:

Amy Ross	Jennifer Randolph	Penny Fox Jones
Jack Randolph	Ashley Freeman	Yolanda Sturrock
Erica Walker	Kim Green	Melanie Dotson
Donnie Miller	Penny Merriman	Karen Collins
Seth Huddleston	Angela Johnson	Sheila Sparks
Stephanie Dow	Andrea Bowers	Sheila Decker
Cynthia Thompson	Logann Driskell	Julie Prince
Erin McBride	Lesley Dennis	Kelly Jones
Melanie Martin	Kearsten Freeman	Mary Howell
Somer Boyer	Mikala King	Misty Rutledge
Lisa Chezem	Missy Morton	Emily Edwards-Long
Nicole Martinez	Caitlin Woodworth	Alesa Schoelles
Jill Pietroburgo	ReBena Atkinson	Karen Vaughn
Sarah Williams	Amanda Collins	Holly Riechers
Sabrina Hicks	Annette Nichols	

Description of Program

The mission of the Special Education Department is to identify, educate, and assist students with disabilities to achieve their full potential to become functional members of their community. A comprehensive range of special education services are offered by the R-VII School District to assist students to reach their potential within the least restrictive environment. In each program, emphasis is placed on assisting the individual student to gain useful knowledge and experience, grow in self-esteem and understanding, develop social and work-related aptitudes, learn basic skills for earning a living, and to become productive members of society.

Student and/or Stakeholder Needs Addressed by the Program

Services are available for students who have been diagnosed with a disability under IDEA and meet Missouri eligibility criteria:

- intellectual disabilities
- young child with a developmental delay
- visual impairment/blindness
- multiple disabilities
- specific learning disabilities
- emotional disturbance
- speech and language impairment
- traumatic brain injury
- autism
- orthopedic impairment
- other health impairment



- hearing impairment and deafness

SPECIALLY TRAINED STAFF PROVIDE

- related services
- assistance with intervention strategies
- assistance in making referrals

Overall Goals of the Program

Goal 1

Improve the proficiency rate of students with an IEP on the EOC and MAP assessment.

Expected Measurable Outcomes

Individual Student Growth on the EOC and MAP Assessment based on the District's APR and Missouri Department of Elementary and Secondary Education Special Education District Profile Assessment Data (Table C).

Goal 2

Increased participation of students with an IEP in their least restrictive environment with their regular education peers.

Expected Measurable Outcomes

Growth in the area of Child Count and Educational Environment Data (Table B) Percent of Children with IEP's inside regular class 80% or more of the day, State Performance Plan (5A).

Evaluation Questions

- What is the status of the program's progress toward achieving the goals?
- What do students, staff and other stakeholders consider to be strengths and weaknesses of the program?
- How should priorities be changed to put more focus on achieving the goals?
- How should goals be changed? Any added or removed?

Data Collection Methods

___ Surveys and Questionnaires

XX Document Reviews

___ Focus Groups

XX Assessments

XX Local Compliance Plan Board Adopted August 2019

___ Interviews

___ Observations

___ Case Studies

XX Missouri State Plan for Special Education

West Plains R-7
Special Education
2019-2020 Program Evaluation Plan Report



Evaluation Results

What is the status of the program's progress toward achieving the goals?

Goal 1: Improve the proficiency rate of students with an IEP on the EOC and MAP assessment

Measurable Obj 1: 2017-2018	Improvement in Assessment Date (Table C) on the Missouri Department of Elementary and Secondary Education Special Education District Profile Assessment Data over a three-year span (2017-2018, 2018-2019, 2019-2020).			
Results:				
Assessment Data (Table C)				
Participation rate for children with IEPs on statewide assessment for English Language Arts (grades 3-8, HS) (SPP 3B)	99.5%	Met	≥	95.0%
Participation rate for children with IEPs on statewide assessment for Mathematics (grades 3-8, HS) (SPP 3B)	100.0%	Met	≥	95.0%
Proficiency rate for children with IEPs on statewide assessment for English Language Arts (grades 3-8, HS) (SPP 3C)	12.0%	Not Met	≥	18.5%
Proficiency rate for children with IEPs on statewide assessment for Mathematics (grades 3-8, HS) (SPP 3C)	2.0%	Not Met	≥	14.1%

Measurable Obj 2: 2018-2019	Improvement in Assessment Data (Table C) on the Missouri Department of Elementary and Secondary Education Special Education District Profile Assessment Data over a three-year span (2017-2018, 2018-2019, 2019-2020).			
Results:				
Assessment Data (Table C)				
Participation rate for children with IEPs on statewide assessment for English Language Arts (grades 3-8, HS) (SPP 3B)	98.9%	Met	≥	95.0%
Participation rate for children with IEPs on statewide assessment for Mathematics (grades 3-8, HS) (SPP 3B)	97.8%	Met	≥	95.0%
Proficiency rate for children with IEPs on statewide assessment for English Language Arts (grades 3-8, HS) (SPP 3C)	18.3%	Not Met	≥	20.0%
Proficiency rate for children with IEPs on statewide assessment for Mathematics (grades 3-8, HS) (SPP 3C)	10.3%	Not Met	≥	15.0%

West Plains R-7
Special Education
2019-2020 Program Evaluation Plan Report



Measurable Obj 3: 2019-2020	Improvement in Assessment Data (Table C) on the Missouri Department of Elementary and Secondary Education Special Education District Profile Assessment Data over a three-year span (2017-2018, 2018-2019, 2019-2020).
Results: Will be assessed after results are released during the 2020-2021 school year with the District's APR and Missouri Department of Elementary and Secondary Education Special Education District Profile Assessment Data (Table C).	

Goal 2: Increased participation of students with an IEP in their least restrictive environment with their regular education peers.

Measurable Obj 1: 2017-2018	Improvement in Child Count and Educational Environment Data (Table B) on the Missouri Department of Elementary and Secondary Education Special Education District Profile Assessment Data over a three-year span (2017-2018, 2018-2019, 2019-2020).				
Results:					
Child Count and Educational Environment Data (Table B)					
Percent of children with IEPs inside regular class 80% or more of the day (SPP 5A)	35.1%	Not Met	≥	56.0%	
Percent of children with IEPs inside regular class less than 40% of the day (SPP 5B)	11.0%	Not Met	≤	10.2%	
Percent of children with IEPs served in separate settings (SPP 5C)	1.8%	Met	≤	3.7%	
Does the LEA have disproportionate representation of racial/ethnic groups in special education and related services, or in specific disability categories, that is the result of inappropriate identification? (SPP 9/10)	No	NA		NA	

West Plains R-7
Special Education
2019-2020 Program Evaluation Plan Report



Measurable Obj 2: 2018-2019	Improvement in Child Count and Educational Environment Data (Table B) on the Missouri Department of Elementary and Secondary Education Special Education District Profile Assessment Data over a three-year span (2017-2018, 2018-2019, 2019-2020).			
Results:				
Child Count and Educational Environment Data (Table B)				
Percent of children with IEPs inside regular class 80% or more of the day (SPP 5A)	43.9%	Not Met	≥	56.0%
Percent of children with IEPs inside regular class less than 40% of the day (SPP 5B)	8.5%	Met	≤	10.2%
Percent of children with IEPs served in separate settings (SPP 5C)	1.6%	Met	≤	3.7%
Does the LEA have disproportionate representation of racial/ethnic groups in special education and related services, or in specific disability categories, that is the result of inappropriate identification? (SPP 9/10)	No	NA		NA

Measurable Obj 3: 2019-2020	Improvement in Child Count and Educational Environment Data (Table B) on the Missouri Department of Elementary and Secondary Education Special Education District Profile Assessment Data over a three-year span (2017-2018, 2018-2019, 2019-2020).
Results:	
Will be assessed after results are released during the 2020-2021 school year with the District's APR and Missouri Department of Elementary and Secondary Education Special Education District Profile Child Count and Educational Environmental Data (Table B).	

What do students, staff and other stakeholders consider to be strengths and weaknesses of the program?

Strengths	<p>District wide support through the PLC process, Special Education teachers and staff, and high-quality Professional Development based on data.</p> <p>Highly Trained Special Education Staff and Teachers.</p>
Weaknesses	<p>The number of students with an IEP throughout the District.</p>

West Plains R-7
Special Education
2019-2020 Program Evaluation Plan Report



How should priorities be changed to put more focus on achieving the goals?

The District's continued focus on Professional Learning Communities (PLC), PLC Collaboration, and a district wide Coteaching training for the 2020-2021 school year to help all students and staff succeed in the regular education classroom while education students with disabilities.

Evaluation Implications

General Recommendation Resulting from the Evaluation

Select from the following possible recommendations resulting from the evaluation:

- ☐ Continue the program as is. It is meeting or exceeding all expected outcomes.
- ☒ Continue to improve the program, replicating effective components.
- ☐ Streamline, refine, or consolidate elements of the program.
- ☐ Redesign the program.
- ☐ Reevaluate the purpose and/or goals of the program
- ☐ Discontinue ineffective or nonessential program components.
- ☐ Discontinue the program.
- ☒ Continue to Implement IDEA Local and State Performance Plan for Special Education under Missouri guidelines.
- ☒ Continue to Use performance data as a growth measure
- ☒ Continue to support the regular education and Special Education Teachers in all buildings and grade levels with Instructional Coaches, Professional Development, and through the PLC Process.

Cost and Funding Source

Special Education IDEA 611 and 619 Funds
Early Childhood Special Education Funding
High Needs Fund
Public Placement Fund
School District Administrative Claiming SDAC
Medicaid Reimbursement (MO HEALTHNET)
State and Local Revenue



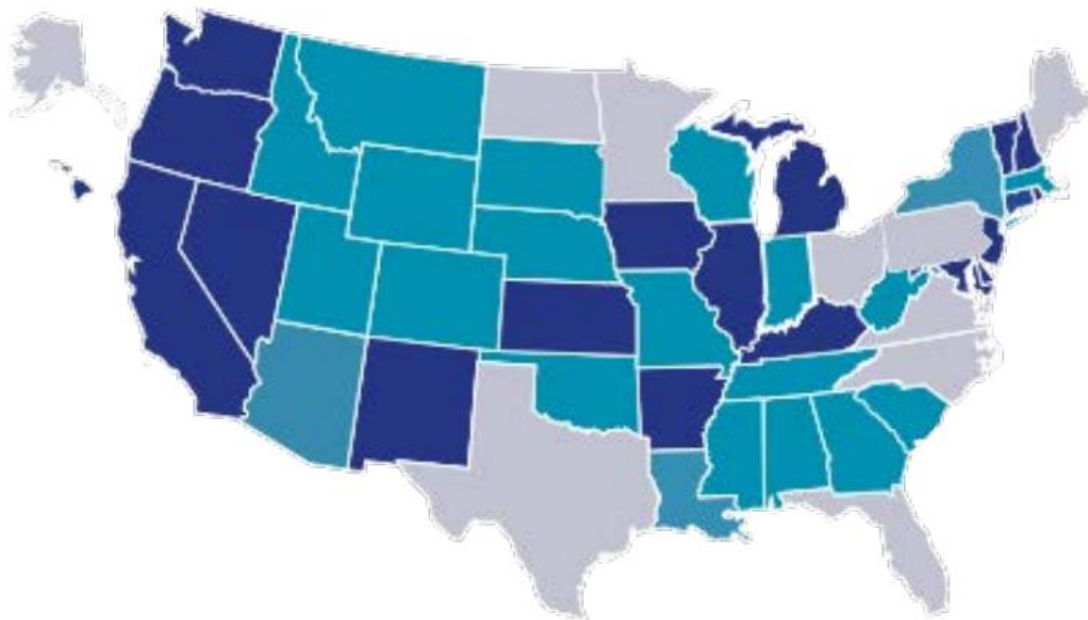
Coordinator Name: Dr. Julie Williams, Assistant Superintendent of Curriculum and Instruction
Planning Team:

Description of Program:

The program evaluation of K-12 science instruction at West Plains R-VII School District reviews the academic effectiveness of curriculum, instruction, and assessment using the CIPP Evaluation Model created by Stufflebean (2002). Specifically, we wish to investigate existing programs for an ongoing focus on program improvement. The data analysis of the science program includes multiple measures including input from all stakeholders and relies on Victoria Bernhardt's Continuous School Improvement Continuum (2017).

Curriculum

The Missouri Learning Standards for Science were rewritten and adopted in 2016. These standards are based on the National Research Council's *A Framework for K-12 Science Education* (Framework, 2012) and the Next Generation Science Standards.



- Standards based on the *Framework* + adopted NGSS
- Standards based on the *Framework*
- Standards not based on the *Framework*

Instruction

In Missouri, we require 3 credit hours of high school science courses for graduation.

Number of Science Credits Required for Graduation	States that Allow a Non-Science Course to Earn a Science Credit
2	Alaska, California, Connecticut, Illinois, Nevada, Washington
3	Arizona, Florida, Iowa, Kansas, Kentucky, Michigan, Minnesota, Missouri , Nebraska, New Mexico, New York, North Carolina, Ohio, Oregon, Tennessee, Vermont, Virginia, Wisconsin, Wyoming
4	Alabama, District of Columbia, Georgia, Mississippi

According to the Achieve Report (2019), states should make certain that districts have appropriate policies and/or guidance with respect to high school course pathways so that students have access to learning the established science standards. Parents and students need clear communication about the implications of selecting different courses in high school. This should include, at a minimum, an evaluation of which standards are addressed in which courses. Internal measures of course quality that go beyond simply aligning them to standards can help improve instruction for all students. In the West Plains R-VII District, to ensure all standards are taught K-12, each grade level and content area is carefully mapped with an indication of which quarter each standard is addressed. Likewise, in K-5, these standards are clearly listed on the student report card while in grades 6-8, standards are mapped on the district website. For high school, each course description includes the description of alignment which is correlated with the standards curriculum map for parents. (*See attachment A*).

Assessment

As states propose incorporating science assessments in their accountability systems under ESSA, it is important to understand how science assessment differs from ELA and mathematics assessments and how the administration of science assessments can vary from state to state. Unlike ELA and mathematics assessments, which must be administered every year in grades 3–8 and once in high school (defined as grades 10–12), science assessments must only be administered once per grade band: 3–5, 6–9, and 10–12. Consequently, states are administering science assessments in different grades throughout elementary and middle school, and they have additional leeway to administer either end-of-course assessments or comprehensive assessment in high school. In West Plains R-IV schools, instruction is mapped and assessed per standards-based evidence in grades K-5, and according to USAtestprep aligned benchmarks in grades 6-12.

Grade Tested	States
Grade 3	5 states: AR, KY, LA, NE, TN
Grade 4	24 states: AK, AZ, AR, HI, IN, KY, LA, MI, MT, NE, NH, NJ, NM, NY, ND, PA, RI, SC, TN, UT, VT, WV, WI, WY
Grade 5	33 states and the District of Columbia: AL, AR, CA, CO, CT, DE, DC, FL, GA, ID, IL, IA, KS, KY, LA, ME, MD, MA, MN, MS, MO , NE, NV, NC, OH, OK, OR, SC, SD, TN, TX, UT, VA, WA
Grade Tested	States
Grade 6	9 states: AR, IN, KY, LA, NE, SC, TN, UT, WV
Grade 7	11 states: AL, AR, ID, KY, LA, MI, NE, NM, SC, TN, UT
Grade 8	44 states and the District of Columbia: AK, AZ, AR, CA, CO, CT, DE, DC, FL, GA, HI, IL, IA, KS, KY, LA, ME, MD, MA, MN, MS, MO , MT, NE, NV, NH, NJ, NY, NC, ND, OH, OK, OR, PA, RI, SC, SD, TN, TX, UT, VT, VA, WA, WI, WY
Grade 9	3 states: AR, WI, WY

Type of High School Assessment	States
End-of-Course Assessments	24 states and the District of Columbia : DC, FL, GA, HI, ID, IL, IN, KY, LA, MD, MA, MN, MS, MO , NJ, NY, NC, OH, PA, SC, TN, TX, UT, VA, WA
Grade 10	12 states : AL, AK, AZ*, AR, CT, DE, MT, NV, OK, WV, WI, WY
Grade 11	16 states : AL, CO, IA, KS, ME, MI, NE, NH, NM, ND, OR, RI, SD, VT, WI, WY

Student and/or Stakeholder Needs Addressed by the Program

Identify and assess (1) needs of specific learners, (2) alternative program strategies, (3) materials, textbook selections, and resource allocation, (4) grading practices, and (5) quantitative performance.

Overall Goals of the Program	Expected Measurable Outcomes
Goal 1: Increase the level of science learning of all students, so that they are college and career ready when they graduate from high school	Student Learning Data <ul style="list-style-type: none"> Students will score at or above the state average proficiency on standardized tests Student Authentic and Benchmark Data reveal individual growth throughout the year District ACT science scores will reflect the state average or higher
Goal 2: Establish a vertical curriculum with clear evidence students are learning while teachers use research-based instructional strategies and the Missouri Learning Standards to inform practice.	Perceptual Data <ul style="list-style-type: none"> All K-12 teachers have the resources necessary to facilitate instruction Each teacher of science has a curriculum calendar/map to ensure coverage of all MLS Each teacher of science utilizes varied instructional strategies to improve classroom instruction

Evaluation Questions:

- What is the status of the program's progress toward achieving the goals?
- What do students, staff and other stakeholders consider to be strengths and weaknesses of the program?
- How should priorities be changed to put more focus on achieving the goals?
- How should goals be changed? Any added or removed?

Data Collection Methods

- ☒ Surveys and Questionnaires
☒ Document Reviews
☐ Focus Groups
☒ Assessments

- ☐ Interviews
☒ Observations
☐ Case Studies
☒ Other (Current Peer Reviewed Research studies)

☐ Other (list)

Evaluation Results

What is the status of the program's progress toward achieving the goals?

A survey was administered and received 49 responses.

K-2	3-5	6-8	9-12
17	17	13	16

Kindergarten	12.24%	6
First Grade	12.24%	6
Second Grade	10.20%	5
Third Grade	8.16%	4
Fourth Grade	10.20%	5
Fifth Grade	16.33%	8
Sixth Grade	10.20%	5
Seventh Grade	8.16%	4
Eighth Grade	8.16%	4
Physical Science or Honors Physical Science	6.12%	3
Biology or Honors Biology	8.16%	4
Chemistry or Pre AP Chemistry	2.04%	1
Physics	0.00%	0
Earth Science	2.04%	1
AP Biology, AP Chemistry, or AP Physics	2.04%	1
General Human Anatomy OR Physiology & Anatomy	4.08%	2
Natural Disasters OR Forensic Science	2.04%	1
SWAT, ALC, or Transition Education Science	6.12%	3

Total Respondents: 49

Goal 1: Increase the level of science learning of all students, so that they are college and career ready when they graduate from high school

Measurable Obj 1:	Students will score at or above the state average proficiency on standardized tests
Science Results:	
South Fork Elementary	
5th Grade: 77.8% Proficiency	State Average: 42.5% Proficiency↑
West Plains Middle School	
5th Grade: 34.1% Proficiency	State Average: 42.5% Proficiency↓
8th Grade: 40.2% Proficiency	State Average: 44.7% Proficiency↓
Phys. Science: 83.3% Proficiency	State Average: 47.0% Proficiency↑
West Plains High School	
Biology: 39.9% Proficiency	State Average: 39.1% Proficiency↑

The 3-year district status expectation for science is above the state average (See *Figure 1*). The status expectation for this measurement may be seen in *Figure 2*.

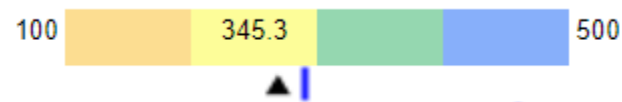


Figure 1. 3-Year District Average for Science

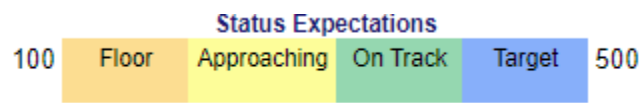


Figure 2. Status Expectations for Science

However, the district improvement over prior years is lacking (See *Figure 3*). The progress expectation for this measurement may be seen in *Figure 4*.



Figure 3. District Improvement for Science

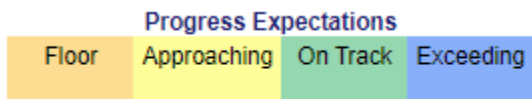


Figure 4. Progress Expectations

The 3-year district sub-group achievement average for science is above the state average (See *Figure 5*).

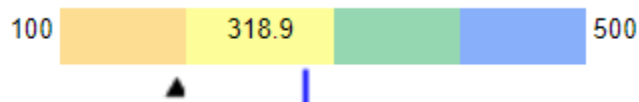


Figure 5. 3-Year District Sub-Group Achievement Average for Science

However, the district sub-group achievement over prior years is lacking as seen in *Figure 6*.



Figure 6. District Sub-Group Improvement for Science

South Fork MSIP 5 School APR District Summary Science

The 3-year South Fork status expectation for science is on TARGET (See *Figure 7*).



Figure 7. 3-Year South Fork status expectation for Science

The South Fork improvement over prior years is EXCEEDING (See *Figure 8*).



Figure 8. South Fork Improvement Measurement

West Plains Middle School MSIP 5 School APR District Summary Science

The 3-year West Plains Middle School status expectation for science is APPROACHING (See Figure 9).




Figure 9. 3-Year West Plains Middle School status expectation for Science

The West Plains Middle School improvement over prior years is FLOOR (See Figure 10).



Figure 10. West Plains Middle School Improvement Measurement

West Plains High School MSIP 5 School APR District Summary Science

The 3-year West Plains High School status expectation for science is EXCEEDING (See Figure 11).



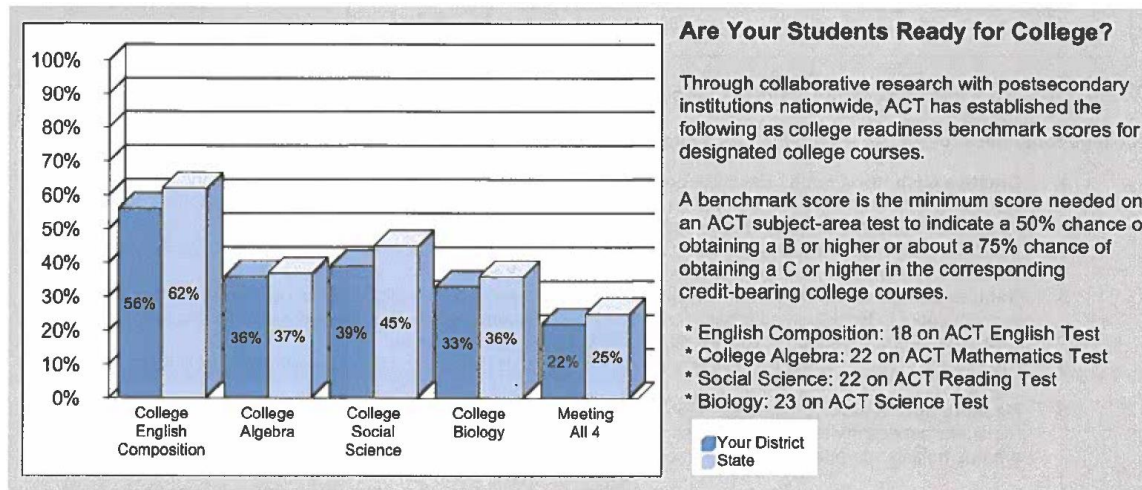
Figure 11. 3-Year West Plains High School status expectation for Science

The West Plains High School improvement over prior years is FLOOR (See Figure 12).



Figure 12. West Plains High School Improvement Measurement

Measurable Obj 3:	District ACT science scores will reflect the state average or higher
Results:	
District SCIENCE:	20.3
State SCIENCE:	20.8
College Readiness for College Biology is near the state average. (See Figure 7).	



A High School College Readiness Letter has been sent to the Principal of each high school with at least one ACT-tested graduate.

Figure 7. Percent of ACT-Tested Students Ready for College-Level Coursework

Goal 2: Establish a vertical curriculum with clear evidence students are learning with teachers using research-based instructional practice and the Missouri Learning Standards to inform practice.

Responders:

K-2	3-5	6-8	9-12
17	17	13	16

Measurable Obj :	All K-12 teachers have the resources necessary to facilitate instruction
------------------	--

Results: A survey of 49 science teachers in the West Plains R-VII School district reveals 77.55% or 38 of 49 responders believe they have the necessary resources to facilitate instruction. Eleven do not; their responses are below.

NO respondents:

K teacher 1: Outside of PLTW there are several standards that must be covered, and I have been buying all of the experiment supplies myself for those standards.

3rd grade teacher 1: Not all of the modules go with our standards in PLTW. I wish we had curriculum to help cover the necessary standards.

4th grade teacher 1: curriculum, extra money to buy supplies for experiments

5th grade teacher 1: I would love to have a textbook or even a curriculum-based program.

5th grade teacher 2: While I have several resources that I have worked to gather and/or have been provided by the district over the last couple of years, I feel like I'm lacking a few things to support some of the NGSS standards. (I'm thinking more hands-on materials??)

5th grade teacher 3: I would find a text or supportive digital resource especially helpful. As of right now, my grade-level team is responsible for creating and writing our own curriculum that supports the Missouri Learning Standards. There are units of instruction I do not feel comfortable supplementing and wish I had a resource I could pull from that would provide me guidance for instructional purposes. I do appreciate the online resources such as; Generation Genius, USA Test Prep, Moby Max, etc. However, I feel a digital text would be so helpful!

7th grade teacher 1: Textbook and all the resources that come with the purchase, especially the assessment software.

8th grade teacher 1: It would be helpful to have an updated science text. This could be in the form of a text or an online resource. With this I would like to have all of the resources for teachers and students along with the assessment tools that correlate with the NGSS.

HS teacher 1: I would love to have dedicated classroom Chromebooks for accessing USATestPrep and other science activities as well as a smartboard for notetaking and illustrations.

SWAT, ALC, or Transition Education Science: A lower-level science textbook would be greatly beneficial.

Measurable Obj :	Each teacher of Science has a curriculum calendar/map to ensure coverage of all MLS
Results: A survey of 42 science teachers in the West Plains R-VII School district reveals 97.62% of respondents, or 41 of the 42 who answered this question, state they have a curriculum calendar/map to ensure coverage of all MLS. NO respondents: 1 teacher stated he/she did not have a curriculum map.	

Measurable Obj :	Each teacher of science utilizes varied instructional strategies to improve classroom instruction
Results: A survey of 42 science teachers in the West Plains R-VII School district reveals 42 respondents utilize varied instructional strategies to improve classroom instruction. Results are seen below.	

▼ Tasks are driven by high-quality scenarios that are grounded in phenomena or real-world problems.	71.43%	30
▼ Tasks require sense-making and problem solving.	80.95%	34
▼ Tasks require students to make their thinking visible or to provide artifacts for evidence.	64.29%	27
▼ The tasks are accessible, appropriate, and cognitively demanding for all learners, including students who are English learners or are working below or above grade level.	66.67%	28
▼ Scenarios use as many words as needed, no more.	23.81%	10
Total Respondents: 42		

▼ Setting Objectives aligned to standards	83.33%	35
▼ Reinforcing Effort or providing recognition	71.43%	30
▼ Cues, Questions, and Advanced Organizers	66.67%	28
▼ Scaffolding Instruction by including modeling, guided practice, and student practice	83.33%	35
▼ Individualized Instruction	73.81%	31
▼ Providing Clear and Effective Feedback	66.67%	28
▼ Consistent "low threat" assessment (smaller benchmark assessments, quizzes, or checking for understanding throughout)	76.19%	32
▼ Increased Depth-of-Knowledge Questioning	69.05%	29
▼ Student Self-Reported Grades (Student check in daily or periodically and are aware of their current learning status on specific objectives or standards)	23.81%	10
▼ Response to Intervention	33.33%	14
▼ Draw on prior student knowledge	88.10%	37
▼ Classroom discussion	90.48%	38
▼ Vocabulary Instruction	88.10%	37
▼ Summarizing	66.67%	28
▼ Predicting	78.57%	33
▼ Other (please specify)	Responses	0.00% 0
Total Respondents: 42		

Measurable Obj :	Each teacher of Science uses both formative and summative evidence/assessments to inform instruction.
<p>Results: A survey of 42 science teachers in the West Plains R-VII School district reveals 88.10% of respondents use both formative and summative evidence/assessments to inform instruction.</p> <p>NO respondents: 5 teachers indicated they do not use formative and summative evidence/assessments to inform instruction.</p> <ul style="list-style-type: none"> • 1 kindergarten teacher • 1 first grade teachers • 2 fourth grade teachers 	

What do students, staff and other stakeholders consider to be strengths and weaknesses of the program?

Strengths	<ol style="list-style-type: none"> 1. The district 3-year district status expectation for science is above the state average (See Figure 1). The status expectation for this measurement may be seen in Figure 2. 2. The 3-year district sub-group achievement average for science is above the state average (See Figure 5). 3. The 3-year South Fork status expectation for science is on TARGET (See Figure 7). 4. The South Fork improvement over prior years is EXCEEDING (See Figure 8).
-----------	--

	5. The 3-year West Plains Middle School status expectation for science is APPROACHING (See Figure 9). 6. The 3-year West Plains High School status expectation for science is EXCEEDING (See Figure 11). 7. College Readiness for College Biology is near the state average. (See Figure 7). 8. District Project Lead the Way (PLTW) courses prepare students in STEM, and for career and college pathways.
Weaknesses	1. Ten respondents indicated they would like additional textbooks or support materials 2. The district improvement over prior years is lacking (See Figure 3). The progress expectation for this measurement may be seen in Figure 4. 3. The district sub-group achievement over prior years is lacking at-7.4 as seen in Figure 6. 4. The West Plains Middle School improvement over prior years is FLOOR (See Figure 10).

How should priorities be changed to put more focus on achieving the goals?

1. Examine tests and other types of assessments for congruency with the goals, benchmarks and content of the curriculum.
2. Examine instructional materials and texts for congruency with the state standards and curriculum.
3. Examine time devoted to instruction for content in the state assessment.
4. Examine classroom culture and student motivation to perform well on the test.
5. Examine classroom instructional approaches.
6. Identify student who perform below expectations for remediation, diversified learning, and exposure to varied materials.

How should goals be changed? Any added or removed?

After purchase of longitudinal tool, add goal to determine whether predictive assessments is a good indicator of student MAP performance.

Evaluation Implications

General Recommendation Resulting from the Evaluation

Select from the following possible recommendations resulting from the evaluation:

- ☐ Continue the program as is. It is meeting or exceeding all expected outcomes.
- ☐ Expand the program, replicating effective components:
- ☒ Streamline, refine, or consolidate elements of the program.
- ☐ Redesign the program.
- ☒ Reevaluate the purpose and/or goals of the program
- ☒ Discontinue ineffective or nonessential program components.
- ☐ Discontinue the program.
- ☐ Other (Specify)

Action Plan

The Process for Improving Student Growth Measures			
What process will teachers use to identify and monitor student learning goals?	Who will be responsible for planning and facilitating such a process?	What are the steps for facilitating this learning for teachers?	What materials will be needed for teachers to understand and use the process?
District instructional leaders will meet with individual teachers to inquire whether materials are available for quality instruction and time is available to teach to mastery.	Building Level Principals, Dr. Williams, and instructional coaches	Survey each teacher of Science to determine what resources may be lacking to improve instruction.	Inventory Survey
For grades K-2, ongoing professional development will be provided to improve instructional understanding of effective strategies for student learning in Science.	Building Level Principals, Dr. Williams, and instructional coaches	Dr. Williams contract Missouri Reading Initiative to acquire the services of an expert instructional specialist in the area of Science.	Release time; professional development; manipulatives and resources as suggested by Science specialist
For grades 3-5, ongoing professional development will be provided to improve instructional understanding of effective strategies for student learning in Science.	Building Level Principals, Dr. Williams, and instructional coaches	Dr. Williams contract Step-up-to-Writing/Sopris to purchase instructional materials and acquire the services of an expert instructional specialist in the area of Science.	Release time; professional development; manipulatives and resources as suggested by Science specialist
For grades 6-12, ongoing professional development will be provided to improve instructional understanding of effective strategies for student learning in Science.	Building Level Principals, Dr. Williams, and instructional coaches	Grades 7-8, Dr. Williams and the Instructional Coach, Tiffany Young will travel with ELA teachers to the best of SMEKENS writing Conference.	Release time; professional development; and resources as suggested
District instructional leaders will meet with each grade level or content level team to ensure each teacher is familiar with the district Science curriculum map.	Building Level Principals, Dr. Williams, and instructional coaches	Responsible parties attend district PLC meetings to converse with teachers and inform each of the district scope and sequence/curriculum maps. Review data and areas of weakness to provide improvement strategies for these areas.	Google shared documents
Implement a longitudinal predictive assessment to ensure high rigor is expected at all levels K-8, and beyond.	Dr. Wilson, Dr. Williams, building level administrators	Evaluate predictive assessments to determine which is the best match for implementation in West Plains R-VII	Online assessment tool K-8.

Cost and Funding Source

District Dollars for material purchase—Typical expenditure for textbook adoption \$200K

REFERENCES

Achieve.org (2019). *Science and stem in ESSA: Leveraging ESSA to promote science and stem education in states*.

Bernhardt, V. (2017). *Data analysis for continuous school improvement*. New York, NY: Routledge.

Stufflebean,

West Plains R-VII

Monthly Employment Document – January 2020

I. New Hires – Board Action Required

Certified Positions

- Mozella Jett – Culinary Arts (SCCC)
- Taylor Smith – ELA (WPHS)
- Shelby Smith – Science (WPHS)

Non-Certified Positions

- Jamie Cook – SPED Paraprofessional
- Jennifer Taylor – SPED Paraprofessional
- Chris Carstensen – SPED Paraprofessional
 - 2020-21 school year – current teacher

Sub-Teachers

- Lacey Uphaus

Sub-Drivers

- None at this time

Sub-Nurse

- None at this time

Sub-Secretary

- None at this time

Sub-Custodian

- None at this time

II. Transfers – Board Action Not Required

- Jasmine Evins – From WPHS Math teacher to SPED Paraprofessional

III. Resignations – Board Action Required

- James Walker – Drafting (SCCC)

IV. Resignations – Board Action Not Required

- None at this time

2019-2020 Attendance											
Current Year as Compared to Previous Years											
	Aug	Sept	Oct	Nov	Dec	Jan	Feb	Mar	Apr	May	YTD Aug 16 - Dec 31
SFES											
PK - SF	97.25%	97.42%	94.41%	91.96%	94.96%						95.25%
Kind - SF	98.31%	96.18%	94.85%	96.96%	93.36%						95.95%
1st - SF	97.35%	95.52%	94.97%	95.88%	97.07%						96.29%
2nd - SF	97.82%	96.88%	94.84%	93.83%	95.43%						95.74%
3rd - SF	95.76%	97.49%	93.71%	93.66%	92.03%						94.75%
4th - SF	98.81%	98.22%	96.33%	97.25%	95.21%						97.06%
5th - SF	98.11%	95.66%	99.05%	94.26%	95.10%						96.60%
6th - SF	97.25%	97.17%	98.63%	98.10%	96.63%						97.49%
2019-2020 SFES Attendance	97.65%	96.68%	95.76%	95.35%	94.93%						96.36%
2018-2019 SFES Attendance	97.54%	96.99%	95.86%	94.67%	95.01%	95.80%	93.96%	91.24%	95.89%	94.56%	95.26%
2017-2018 SFES Attendance	96.90%	95.20%	95.78%	96.29%	94.50%	93.12%	94.62%	94.14%	95.98%	95.61%	95.30%
2016-2017 SFES Attendance	97.91%	96.04%	96.58%	94.33%	94.01%	92.78%	94.74%	93.59%	97.10%	94.84%	95.13%
WPES											
PK - WPES	92.41%	91.65%	92.80%	92.97%	95.56%						92.48%
Kind - WPES	96.46%	95.31%	94.12%	92.43%	92.81%						94.31%
1st - WPES	95.30%	93.50%	94.36%	91.90%	91.78%						93.55%
2nd - WPES	95.69%	94.51%	94.31%	93.22%	92.43%						94.07%
3rd - WPES	93.68%	93.82%	93.46%	92.94%	92.29%						93.53%
4th - WPES	94.72%	94.13%	92.52%	92.93%	92.30%						93.27%
2019-2020 WPES Attendance	95.36%	94.54%	94.14%	93.27%	92.95%						94.14%
2018-2019 WPES Attendance	96.06%	95.22%	94.85%	93.38%	93.97%	93.78%	93.24%	92.63%	95.00%	93.23%	94.21%
2017-2018 WPES Attendance	95.68%	94.13%	93.99%	93.92%	93.41%	92.50%	93.62%	94.04%	95.14%	93.92%	94.02%
2016-2017 WPES Attendance	95.74%	94.08%	94.22%	93.97%	93.56%	95.18%	93.43%	90.64%	95.00%	94.39%	93.93%
WPMS											
5th - WPMS	96.91%	95.29%	95.40%	94.32%	94.51%						95.29%
6th - WPMS	96.36%	94.59%	94.34%	92.88%	92.75%						94.18%
7th - WPMS	95.60%	95.30%	95.40%	95.04%	92.90%						94.94%
8th - WPMS	95.45%	94.38%	92.64%	92.14%	94.09%						93.62%
2019-2020 WPMS Attendance	96.10%	94.92%	94.51%	93.66%	93.00%						94.56%
2018-2019 WPMS Attendance	96.90%	95.71%	95.23%	94.13%	93.05%	94.51%	92.39%	91.06%	95.31%	92.88%	94.20%
2017-2018 WPMS Attendance	97.04%	95.29%	94.96%	95.00%	91.01%	94.24%	94.58%	94.23%	94.45%	95.27%	94.70%
2016-2017 WPMS Attendance	96.88%	95.31%	95.18%	94.87%	94.38%	93.43%	94.25%	94.41%	96.18%	96.00%	94.96%
WPHS											
9th - WPHS	96.25%	96.02%	95.63%	95.24%	94.78%						95.65%
10th - WPHS	96.22%	95.05%	94.81%	94.05%	94.26%						95.00%
11th - WPHS	95.36%	94.95%	94.16%	94.72%	94.87%						95.02%
12th - WPHS	95.91%	93.20%	95.55%	95.89%	95.29%						95.96%
2019-2020 WPHS Attendance	95.97%	94.89%	95.05%	94.92%	94.76%						95.49%
2018-2019 WPHS Attendance	97.28%	95.22%	94.83%	93.83%	94.51%	94.14%	93.50%	93.86%	95.10%	94.46%	94.00%
2017-2018 WPHS Attendance	96.72%	95.62%	94.91%	94.37%	93.13%	93.82%	93.67%	94.10%	94.65%	96.07%	94.65%
2016-2017 WPHS Attendance	97.06%	98.59%	95.94%	94.85%	95.05%	94.55%	94.88%	94.31%	95.37%	95.03%	95.25%

2019-20 Enrollment											
Current Year as Compared to Previous Years											
	First Day	31-Aug	30-Sep	31-Oct	30-Nov	31-Dec	31-Jan	28-Feb	31-Mar	30-Apr	Last Day
SFES											
PK - SF	16	17	17	16	16	16					
Kind - SF	30	30	30	30	30	30					
1st - SF	30	29	29	28	28	28					
2nd - SF	20	20	21	20	20	19					
3rd - SF	20	20	20	20	20	20					
4th - SF	21	21	22	23	23	22					
5th - SF	23	23	24	24	25	25					
6th - SF	13	13	13	14	14	14					
2019-2020 SFES Enrollment	173	173	176	175	176	174					
Free/Reduced %		58.96%	59.66%	61.14%	61.36%	60.92%					
SPED %		16.76%	15.34%	16.00%	15.91%	16.09%					
2019-2020 SFES Enrollment	173	173	176	175	176	174					
2018-2019 SFES Enrollment	180	177	177	171	172	172	173	179	184	186	189
2017-2018 SFES Enrollment	185	183	179	178	174	174	178	180	180	182	182
2016-2017 SFES Enrollment	153	153	156	160	160	160	160	158	163	164	166
WPES (EC Not Included)											
PK - WPES	37	35	35	35	36	36					
Kind - WPES	145	145	146	146	146	147					
1st - WPES	120	121	122	124	124	124					
2nd - WPES	140	139	142	142	144	146					
3rd - WPES	145	146	145	145	147	149					
4th - WPES	146	143	145	142	143	146					
2019-2020 WPES Enrollment	733	729	735	734	740	748					
Free/Reduced %		74.76%	75.65%	74.39%	75.27%	75.27%					
SPED %		17.56%	17.55%	17.57%	17.03%	17.38%					
2019-2020 WPES Enrollment	733	729	735	734	740	748					
2018-2019 WPES Enrollment	780	772	774	776	780	784	779	771	773	772	770
2017-2018 WPES Enrollment	752	766	759	745	758	754	753	759	770	771	771
2016-2017 WPES Enrollment	750	761	770	775	772	769	779	770	775	769	765
WPMS											
5th - WPMS	188	183	181	182	181	183					
6th - WPMS	143	144	147	150	154	148					
7th - WPMS	177	173	174	174	174	172					
8th - WPMS	155	152	153	158	159	158					
2019-2020 WPMS Enrollment	663	652	655	664	668	661					
Free/Reduced %		76.23%	76.79%	76.20%	76.50%	76.55%					
SPED %		14.72%	15.57%	15.06%	14.97%	14.67%					
2019-2020 WPMS Enrollment	663	652	655	664	668	661					
2018-2019 WPMS Enrollment	588	587	591	593	593	593	598	596	590	590	589
2017-2018 WPMS Enrollment	564	591	592	591	585	588	581	571	580	578	577
2016-2017 WPMS Enrollment	518	538	541	543	544	545	541	540	544	538	538
WPHS											
9th - WPHS	312	289	288	288	285	288					
10th - WPHS	321	317	313	314	314	312					
11th - WPHS	256	250	238	237	235	235					
12th - WPHS	244	238	232	231	230	230					
2019-2020 WPHS Enrollment	1133	1094	1071	1070	1064	1065					
Free/Reduced %		56.95%	56.21%	56.54%	56.39%	56.34%					
SPED %		12.98%	12.98%	13.08%	13.06%	13.05%					
Non-Resident %		46.07%	46.78%	47.48%	47.27%	46.95%					
2019-2020 WPHS Enrollment	1133	1094	1071	1070	1064	1065					
2018-2019 WPHS Enrollment	1084	1064	1066	1068	1062	1061	1046	1039	1032	1029	1029
2017-2018 WPHS Enrollment	1032	1041	1037	1025	1017	1011	1006	1000	990	988	988
2016-2017 WPHS Enrollment	1043	1061	1051	1045	1035	1035	1018	1016	1014	1001	999
District Enrollment											
District Enrollment	2702	2648	2637	2643	2648	2648					
District Free/Reduced %		66.92%	66.82%	66.67%	67.07%	67.03%					
District SPED %		14.88%	15.02%	14.98%	14.84%	14.87%					
District Non-Resident %		19.03%	19.26%	19.22%	19.00%	18.88%					
2019-2020 R-VII Enrollment	2702	2648	2637	2643	2648	2648					
2018-2019 R-VII Enrollment	2632	2600	2608	2608	2607	2610	2596	2585	2579	2577	2577
2017-2018 R-VII Enrollment	2533	2581	2567	2539	2534	2527	2518	2510	2520	2519	2518
2016-2017 R-VII Enrollment	2464	2513	2518	2523	2511	2509	2498	2484	2496	2472	2468